



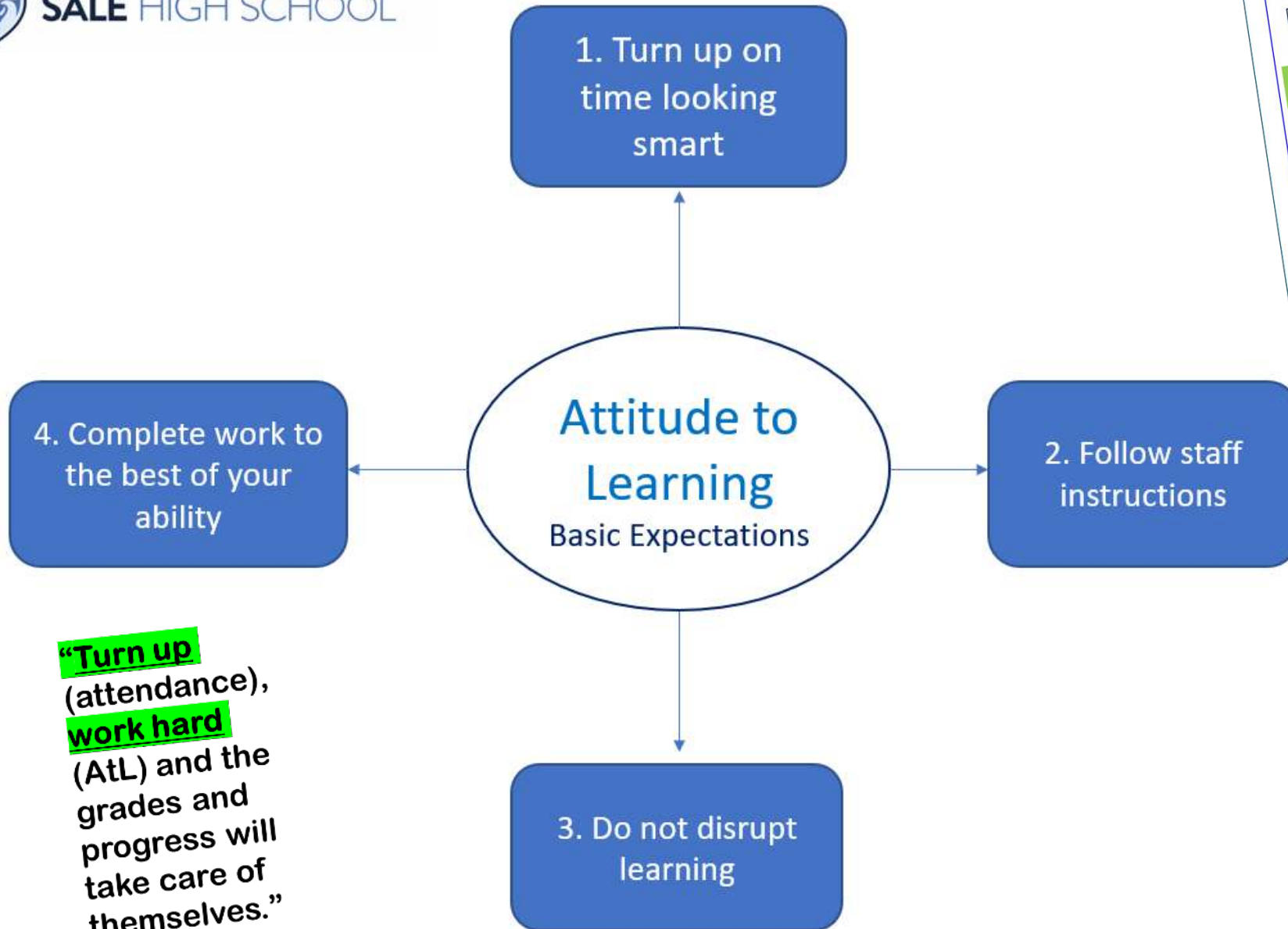
SALE HIGH SCHOOL

Year 7 Welcome Evening – Tutor Presentation

26/9/24



Form	Tutor	Room	5pm	5:30pm
7CHM	Mr McCallum	1	Meet the Tutor	Main Hall Mr Rogers – Headteacher Mr Scully – Transition Mrs McGrory – Head of Year 7
7NDE	Mr Deaville	2		
7TAT	Mr Atherton	3		
7GRM	Miss McKenna	32		
7PKE	Mr Keene	1	Main Hall Mr Rogers – Headteacher Mr Scully – Transition Mrs McGrory – Head of Year 7	Meet the Tutor
7GTH	Ms Thompson	2		
7ISB	Miss Bradbury	3		
7AWD	Mr Wadsworth	32		



Student will get a single **ACHIEVEMENT POINT** (Named after one of our values) For meeting basic AtL (Attitude to Learning) expectations.

Achievement point will equal awards and rewards.


“Turn up (attendance), work hard (AtL) and the grades and progress will take care of themselves.”




Achievement Points




Positive **Negative**




Meeting AtL Expectations




Classroom Achievement



School Values



High Level Achievement

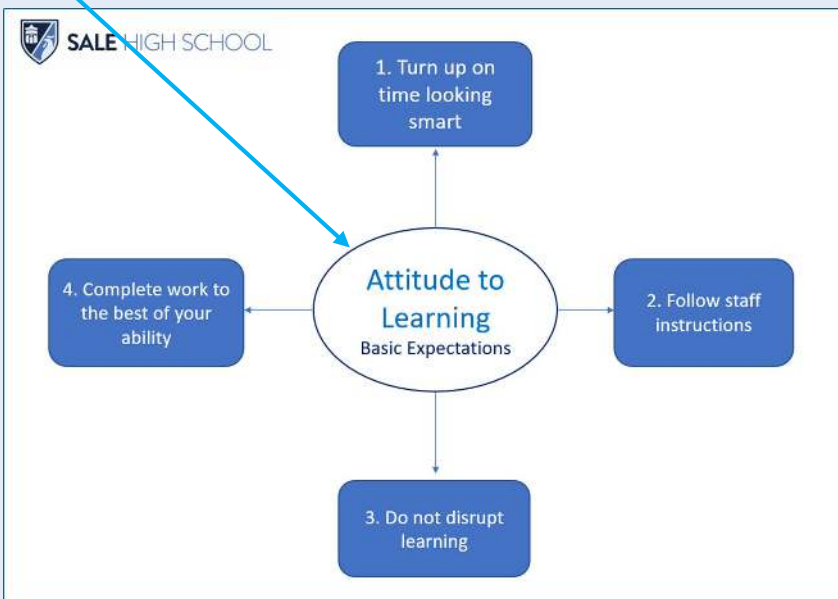


Student Values

Basic Expectations:

1. Turn up on time looking smart
2. Follow instructions
3. Don't disrupt
4. Complete work to the best of your ability

Year	1 Achievement Point	Over a year
Years 7 to 10	30 per week	30 X 38 = 1,140
Year 11	33 per week	33 x 28 = 1,064



Achievement Points Recognition

- **Bronze Award** 250 points
- **Silver Award** 500 points
- **Gold Award** 750 points

Year	Monday	Tuesday	Wednesday	Thursday	Friday
7	<p>Progress Check</p> <ul style="list-style-type: none"> • Attendance • Rewards • Behaviour 	<p>Debate/Capital Culture</p> <ul style="list-style-type: none"> • PSHE –Week A • Current Affairs – Week B 	<p>Reading</p>	<p>Quiz</p>	<p>Assembly</p>
8	<p>Progress Check</p> <ul style="list-style-type: none"> • Attendance • Rewards • Behaviour 	<p>Debate/Capital Culture</p> <ul style="list-style-type: none"> • PSHE –Week A • Current Affairs – Week B 	<p>Reading</p>	<p>Assembly</p>	<p>Quiz</p>
9	<p>Progress Check</p> <ul style="list-style-type: none"> • Attendance • Rewards • Behaviour 	<p>Debate/Capital Culture</p> <ul style="list-style-type: none"> • PSHE –Week A • Current Affairs – Week B 	<p>Assembly</p>	<p>Reading</p>	<p>Quiz</p>
10	<p>Progress Check</p> <ul style="list-style-type: none"> • Attendance • Rewards • Behaviour 	<p>Assembly</p>	<p>Debate/Capital Culture</p> <ul style="list-style-type: none"> • PSHE –Week A • Current Affairs – Week B 	<p>Reading</p>	<p>Quiz</p>
11	<p>Assembly</p>	<p>Progress Check</p> <ul style="list-style-type: none"> • Attendance • Rewards • Behaviour 	<p>Debate/Capital Culture</p> <ul style="list-style-type: none"> • PSHE –Week A • Current Affairs – Week B 	<p>Reading</p>	<p>Quiz</p>

The School Day

- Form everyday for 25mins
- 5 periods
- 1 hour periods
- Split lunch



Main changes:

1. Single break (Short clubs and societies welcomed and encouraged here)
2. No different timings for Thursday anymore
3. Different days for period 6 for year 11



	Year 7	Year 8	Year 9	Year 10	Year 11
Students Arrive By:	08:35				
Form Time / Assembly	08:40 - 09:05				
Period 1	09:05 - 10:05	09:05 - 10:05	09:05 - 10:05	09:05 - 10:05	09:05 - 10:05
Period 2	10:05 - 11:05 <small>Break 11:05 - 11:30</small>	10:05 - 11:05 <small>Break 11:05 - 11:30</small>	10:05 - 11:05 <small>Break 11:05 - 11:30</small>	10:05 - 11:05 <small>Break 11:05 - 11:30</small>	10:05 - 11:05 <small>Break 11:05 - 11:30</small>
Period 3	11:30 - 12:30	11:30 - 12:30	11:30 - 12:30	11:30 - 12:30	11:30 - 12:30
Period 4	12:30 - 13:30 <small>Lunch 13:30 - 14:10</small>	<small>Lunch 12:30 - 13:10</small> 13:10 - 14:10	12:30 - 13:30 <small>Lunch 13:30 - 14:10</small>	<small>Lunch 12:30 - 13:10</small> 13:10 - 14:10	12:30 - 13:30 <small>Lunch 13:30 - 14:10</small>
Period 5	14:10 - 15:10	14:10 - 15:10	14:10 - 15:10	14:10 - 15:10	14:10 - 15:10
			Year 11 Period 6 Tues, Weds, Thurs Only		15:10 - 15:50

YEAR 7 EXTRA CURRICULAR ACTIVITIES



Activity	Teacher	Day	Time	Location
Band Practice	Miss Bussell	Every Day	Break/Lunch Booking	Room 13
Geography Club	Miss Harwood	Monday Week A	13:30 - 14:10	Room 33
Guitar Ensemble	Miss Bussell	Monday Week A & B	10:15 - 10:45	Guitar Room
Creative Writing Club	Miss Thompson	Monday Week A & B	13:30 - 14:10	Room 56
Unity Club	Mr Hilton	Monday Week A & B	13:30 - 14:10	Library
Production Vocal Practice	Miss Bussell	Monday & Wednesday Week A & B	After School	Room 13
Platinum Stars Theatre Company (audition only)	Miss Jones	Monday & Wednesday Week A & B	After School	Room 9
KS3 Rugby	Mr Reid & Mr Clarke	Monday Week A & B	After School	Sports Hall
Girls' Football	Miss McCarron & Miss Brett	Monday Week A & B	After School	Sports Hall
KS3 Taekwondo	Miss Simmonds	Monday Week A & B	After School	Gym
Science Club	Mr Brammall & Mr Cutteridge	Tuesday Week A	13:30 - 14:10	Room 35
Sports Club	Miss McCarron & Mr Patel	Tuesday Week A Monday Week B	13:30 - 14:10	Sports Hall
Japanese Club	Miss Petty	Tuesday Week A	13:30 - 14:10	Room 52
Eco Club	Mr Cairns	Tuesday Week B	13:30 - 14:10	Room 7
Interfaith Club	Miss Burke & Miss Simmonds	Tuesday Week B	13:30 - 14:10	Room 32
Netball	Miss McCarron & Miss Brett	Wednesday Week A & B	After School	Sports Hall
Football	Mr Cutteridge & Mr Platt	Wednesday Week A & B	After School	Football Field
Mindfulness Colouring	Miss Heavyside	Thursday Week A	13:35 - 14:15	Room 55
Crochet Club	Miss Pedersen	Thursday Week B	13:35 - 14:15	Room 38
Junior Choir	Miss Bussell	Friday Week A & B	Afternoons (on rotation)	Room 11/12



Safe. Ready. Respectful.

We challenge ourselves to attempt TIFs

We respond positively when our lateness, behaviour or uniform is challenged

We are kind and treat others with respect

We don't fear failure –we learn from mistakes

We complete all work to the best of our ability

Year 7, 8 and 9 students line up on the correct lines and wait for staff

Year 10 and 11 students arrive to classrooms on time

 **The Sale High Way to Success**

We have a growth mind-set when approaching new tasks and problems – 'I can't do it YET!'

We are appropriately equipped for lessons

We sit in the seating plan designed by our teachers

We complete our starter activity in silence

We only put 'Hands-up' for help - teachers will select students for contributions and to answer questions

We use our green pens to improve and respond to feedback

Strive to be the best version of yourself every day!

Year 7 Residential



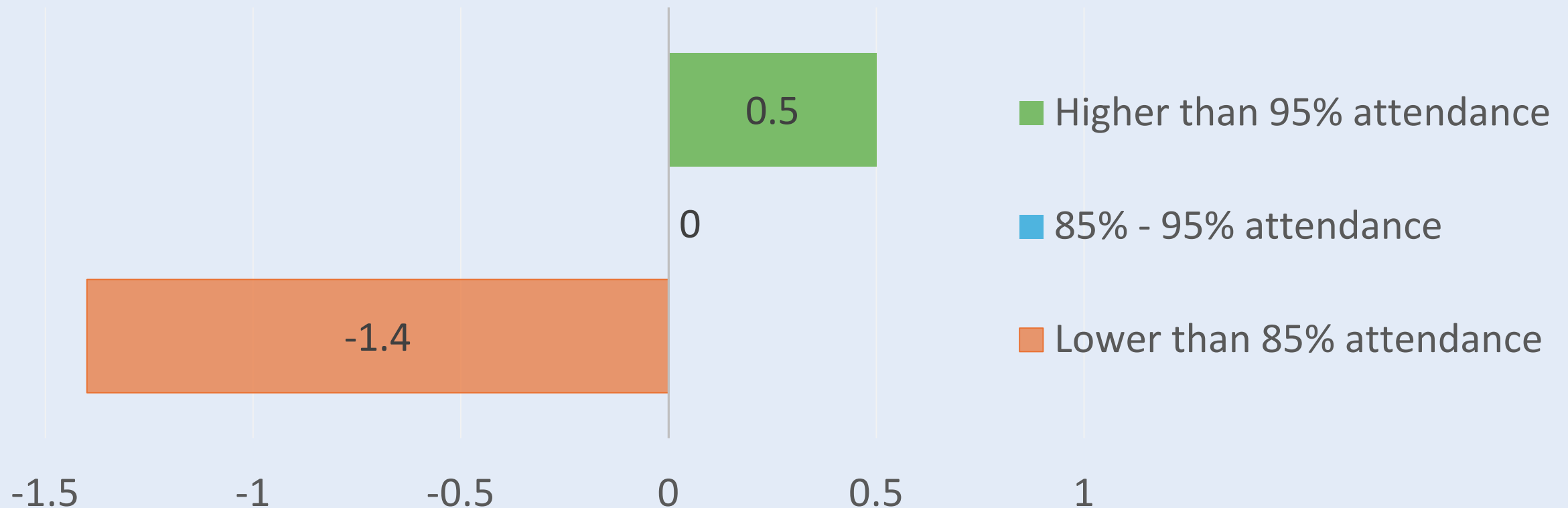
- All Year 7 will be able to take part in a residential trip in November to Castleton
- Including... Teambuilding, outdoor activities, overnight stay
- £80 per student



Attendance



- You might think it's obvious...
- Those who attend more, achieve higher grades!





Expectations for students travelling to/from school

Student represent Sale High School when travelling to and from school and should:

- Take decisions to keep yourself safe and prevent injuries or accidents.
- Represent our school positively in the community
- Ensure you behave appropriately whilst traveling on public transport



Road Safety



- The Roads outside our school are very busy and can become dangerous at the start and end of school
- Remind your child how to cross the road safely – they can be very energetic at the end of the day
- Please park a little further away from the main school gates down a side street – making a prior arrangement with your child
- Never park or drop off on the yellow zig zags





Expectations on a page

1. Mobile phones must never be seen or heard on school grounds and must be switched off in bags.
2. Headphones/Air Pods are not permitted and blend the rules regarding mobile phones.
3. The only jewellery allowed is one small earring or small sleeper. *No rings. No chains. No bracelets.*
4. Only SHS issued badges can be worn on blazers.
5. Fake eye lashes are not permitted.
6. Fake nails or overly long nails are not permitted.
7. Blazers must be worn at all times in and around the building (*exemptions are allowed at break times if for example playing football*)
8. Follow the Sale High Way.

Students are accountable and responsible for the choices they make.

Positive choices = Positive acknowledgements, rewards and positive emotions and interactions

Negative choices = Consequences, sanctions and negative emotions and interactions



Jewellery, nails and lashes

The only jewellery allowed is one small earring or small sleeper. **No rings. No chains. No bracelets.**

Sale High School allow a watch and **one small sleeper or stud earring in each ear** – other than this, the school operates a **zero tolerance** approach to jewellery and body piercings being worn by its students. **These items will be confiscated by staff and locked away. Students will be issued with a receipt and a parent or carer must collect the item.**



Equipment and PE Kit



Equipment

School bag

Pen

Pencil

Ruler

Any other suitable stationery (e.g. rubber, sharpener)

Knowledge Organiser (yr7-9)


PE Kit

Sensible Trainers

Sale High PE Kit ONLY

Blue or Black tracksuit bottoms

No Hoodies or tracksuits



Sale Awards



We believe our students should be leaving Sale High School with a wide range of skills and qualities to help them in life beyond year 11. Grades are great, but also other achievements. With S.A.L.E, there should be something for every student:

Studies



Create revision resources for 3 different subjects, achieve over 85% in at least 10 SMHW quizzes and spelling tests

Attitude



Create a poster/report about your house icon, get 10 “caught being good” or “work hard – being kind” postcards

Leadership



Complete an activity to raise awareness/funds for your house charity, participate in at least three JLT sessions

Extra-curricular



Participate in two inter-house competitions, participate in at least two voluntary environmental activities around school

If a student receives 5 in a category, they will receive the corresponding badge

Resilience/Friendships



- We recognise that making the change to secondary school can be daunting and an emotionally difficult time for some children
- At the start of year 7 many students can find making new friends confusing
- Children are often friends one day and fall out the next...
- Parents can support them in understanding that as they grow older they don't need to be friends with everyone but still need to get along and learn to work with others

A screenshot of the BBC Bitesize website. The top navigation bar includes the BBC logo, a user profile for 'James H S', and links for News, Sport, Weather, iPlayer, Sounds, and More. A search bar is on the right. Below the navigation is the 'Bitesize' logo and a 'Change language' button. A secondary navigation bar contains 'Home', 'Learn & revise', 'Support', and 'Careers', along with 'My Bitesize' and 'All Bitesize'. A third navigation bar highlights 'Exams & revision', 'Uni, college & apprenticeships', 'Life & wellbeing', 'Starting primary school', and 'Starting secondary school'. The main content area is titled 'Starting secondary school' and features three cards. The first card, 'SECONDARY STRUGGLERS', shows a toothbrush, a water bottle, and a pencil with faces. The second card, 'FRIENDSHIPS', shows four people and the text 'Developing friendships' with the subtext 'Talking to new people and being understanding.' The third card, 'FRIENDS', shows two people and the text 'Struggling to make friends' with the subtext 'Finding different ways to make new friends.'



Mobile Phones and Online Safety

1. Be open and communicate about their mobile phone and computer usage.
 - Cyber-bullying through social media can be a problem
 - Be aware of what apps and websites your children are using
2. Keep phones out of bed
 - Children need more sleep than adults to function at their best
3. Explore the real world
 - Going on trips, experiencing new places and meeting new people gives children wider life skills
4. Encourage children to speak up if they're feeling down
 - Some aspects of the internet can make us upset, anxious and worried. Talk to your child about how there's nothing wrong with feeling those emotions but it's important not to keep them to themselves
5. Support the school's rules on mobile phones
 - Phones must switched off and in the bottom of their bags
 - Phones seen will be confiscated and placed in student services for collection at the end of the day

Additional Info



- Electronic systems
 - ParentPay
 - Satchel:One
 - SIMs App
 - Class Charts
- Extra Curricular Clubs