

Welcome Back!



Outcomes Matter - People Matter - Learning Matters



Welcome

Mr Rogers
Headteacher



A bit about me..

- Trained as a teacher in 2008, teaching ICT and Business at MEA in Wythenshawe
- Senior Leader in 4 schools since 2012 – including 3 very challenging ‘turn around’ schools
- Moving from Manchester Academy, Moss Side – led the school to their first Ofsted Good in 10 years
- Excited to continue the amazing work at Sale High



Sale High School



The school of choice for our community, where every child succeeds.

Our Values

People - We work hard at relationships and treat everyone with humanity and respect. We are proud of how well we know each individual and of the love and support we show each member of the Sale High family.

Learning - Personal growth and development continues throughout life. We strive to be the 'very best' version of ourselves every day.

Outcomes - We have high expectations of all students and promote a strong work ethic.

People – Learning – Outcomes



Our Intent

At Sale High School we aim to deliver a curriculum that...

- provides our students with a broad range of **essential knowledge** and **key skills**
- is **carefully ordered and sequenced** in a way that enables students to **know more and remember more**
- will help students to **develop characteristics** that equip them for success in school and beyond
- gives them the opportunity to benefit from a wide range of **high quality experiences**.



Our biggest ever Year 7



Year 11 achieved amazing results

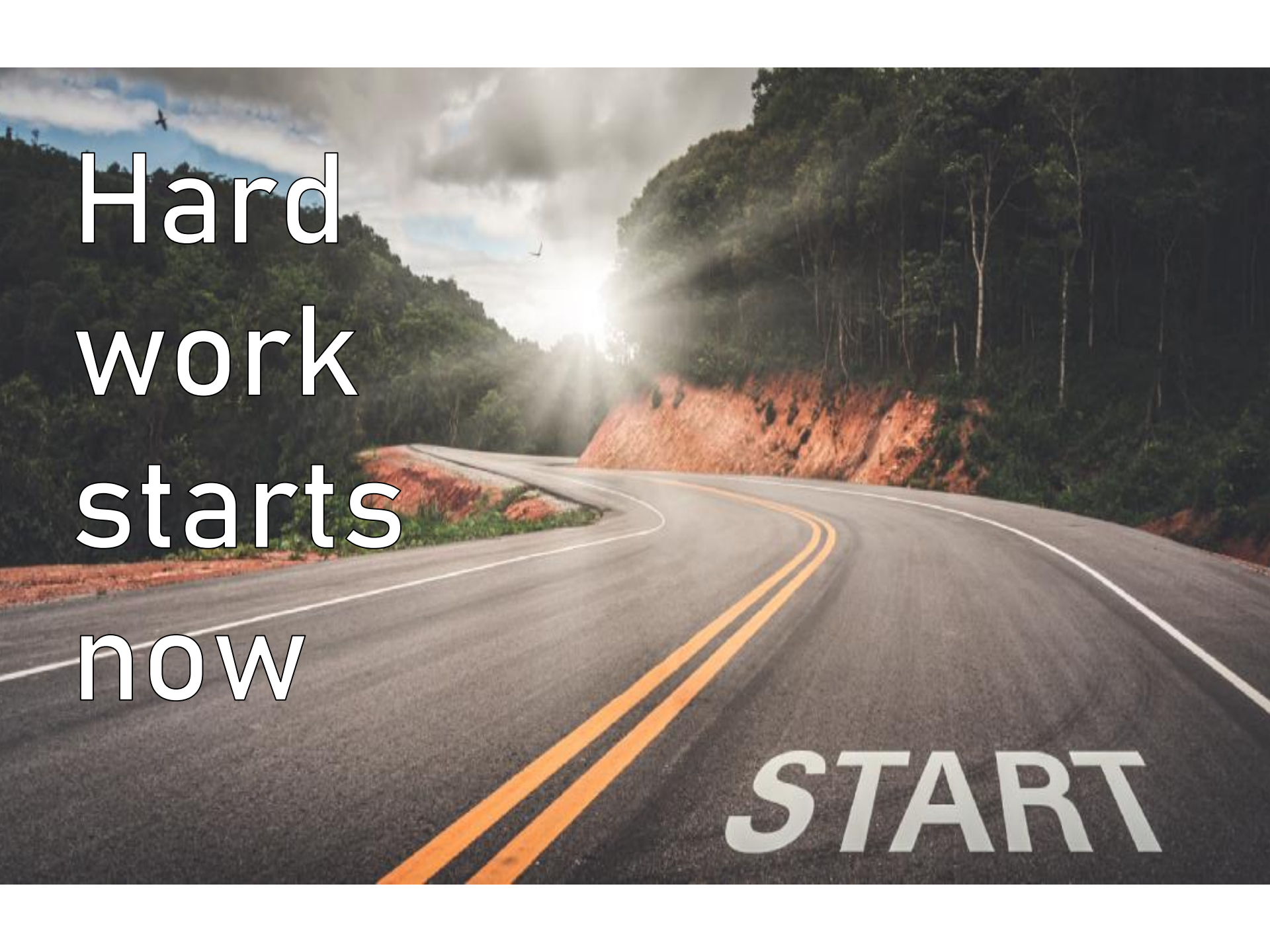


Headlines

**The best attainment
in the school's history**

**A positive progress 8
score (indicated)**

**Above national averages
for English and Maths**



Hard
work
starts
now

START





Sale High School...

An outstanding community of learners, who are:

- ✓ Happy and proud of their school and their achievements
- ✓ Supported, safe and known
- ✓ Strong, resilient and optimistic about life
- ✓ Equipped to make a positive change in the world

Year 9 Welcome Evening

Mrs L Rainey interim deputy headteacher

11th October 2022



How do we best support our children at school?



ATTENDANCE, HOMEWORK, BEHAVIOUR, EQUIPMENT, SLEEP

- **Attendance** - no family holidays in term time, no 'soft' absences
- Check **satchel:one Show My Homework** and support the completion of homework tasks
- Regularly check **SIMS** and support positive behaviour for learning
- Help your child to avoid completely **avoidable conflict over basics** such as uniform, punctuality etc
- Support them in meeting **deadlines and starting revision early enough**
- **Equipment** – pen, pencil, ruler, lined paper, highlighter pens, flashcards, notebooks, a bag
- **Knowledge organiser**
- **Sleep** – gaming and social media can become real problems at this age

SIMS Parent App

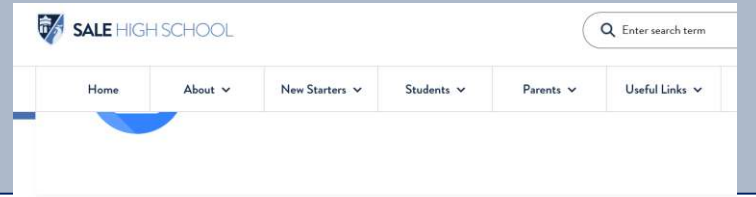


- Attendance, behaviour and achievement points and school report
- Term and INSET dates
- Update your contact details
- If you have more than one child at school, you will have access to information for all your children, from the same app.



- Homework is set **online** using **‘Show My Homework/Satchel One’** - link on the school website.
- Students use the app or the website to see what homework needs to be completed and when it is due.
- **Parents get their own accounts and need to download the app**
- **Access to homework tasks 24 hours a day, 7 days a week**
- Parents and students **receive notification** the day before a homework deadline.

Curriculum



Year 8 Curriculum

[Download Year 8 curriculum here](#)

- English Language/Literature
- Mathematics
- Science
- RE
- Geography
- History
- Languages
- Expressive arts (music, art, drama)
- Technology (Computer Science, Design and Technology, Food and Nutrition.)

What your child will study in Year 8

Subject	Autumn Term	Spring Term	Summer Term	Extended Curriculum (recommended additional reading/websites/visits for use at home)
Art	Students create work based on the theme of Endangered Species and our environment. They research the plight of endangered animals looking at the work of Dave White, for inspiration into creating endangered animal images in soft pastel. Pencil drawing is our initial starting point and grid devices to record are used to develop accuracy in observational drawing work. They will undertake studies of Tigers, Rhinos, Giraffes, during class and homework in tonal pencil. This gets them ready for their large animal soft pastel image of their chosen endangered animal. Written work on Dave White allows them to study the themes that artists use to convey to the viewer.	Continuing with the Endangered theme students now begin to look at the reasons for the plight of these animals and create imagery that best conveys this message. They use collage, watercolours and tonal pen to generate their own ideas. At this stage students are encouraged to plan their own unique ideas for a composition and are much more independent in the process. The work of Beatrice Coron is a starting point for a background to their piece using paper cut outs. Their written work is extended to include annotations in their sketchbook of their ideas and plans.	Students continue with the theme of Endangered Species. They will produce a final piece incorporating earlier skills and elements from terms one and two.	DaveWhiteart.com has an excellent collection of his work with biographical information and a blog. http://www.worldwildlife.org/ has all of the information needed to research the plight of these animals. https://kids.tate.org.uk/ is an excellent site where students can post their own images and create a mini site. http://www.ngkids.co.uk/animals Has some excellent activities and information on wildlife.

Outcomes Matter - People Matter - Learning Matters

Pathways



11th January chance to visit GCSE subjects

Students will have assemblies on GCSE subjects

Maths	English Lang	English Lit	Sci	Sci	RE	Option 1	Option 2	Option 3
-------	-----------------	----------------	-----	-----	----	-------------	-------------	-------------

Reports and Parents Evening



- November-December: **winter exam series**
- January **winter exam report**
- June - **written report**
- 16th November - **Parents Evening** (this maybe subject to change and/or held virtually)
- April-May: **summer exam series**
- June **summer exam report**

1st Quintile

Highest performing 20% of students

2nd Quintile

Second highest performing 20% of students

3rd Quintile

Third highest performing 20% of students

4th Quintile

Fourth highest performing 20% of students

5th Quintile

Fifth highest performing 20% of students

Our NEW way of reporting on progress

- Students will initially be ranked using the **average of their KS2 scores** in reading and maths and assigned a **quintile**, so the year group will be **divided into 5 groups**.
- **After each exam series** (summer and winter) students will be ranked and **re-assigned a quintile** based on their new results.
- Students should **aim to maintain or surpass their previous quintile** and make overall progress from their starting quintile.

M – Motivated
A – Active
P – Passive
D - Disengaged

E – Excellent
G – Good
S – Satisfactory
V – Variable
P - Poor

Subjects	Key Stage 2 quintile	Winter Quintile	Summer Quintile	Attitude to Learning (ATL)	Homework
Art	2	1	2	M	S
Drama	2	2	1	A	E
English	2	2	1	M	E
Geography	2	2	3		
History	2	2	1		
Maths	2	3	5		
Music	2				
PE	2				
RE	2				
Science	2				
Technology	2				

Subject	Test %	Mean average for year group	Top 10 percentile
Art			
Drama			
English			
Geography			
History			

Exam and revision practice



Winter Exams

- **Revision** to start: 16th October (before half term)
- **Exam week** starts: 20th November (in classrooms)

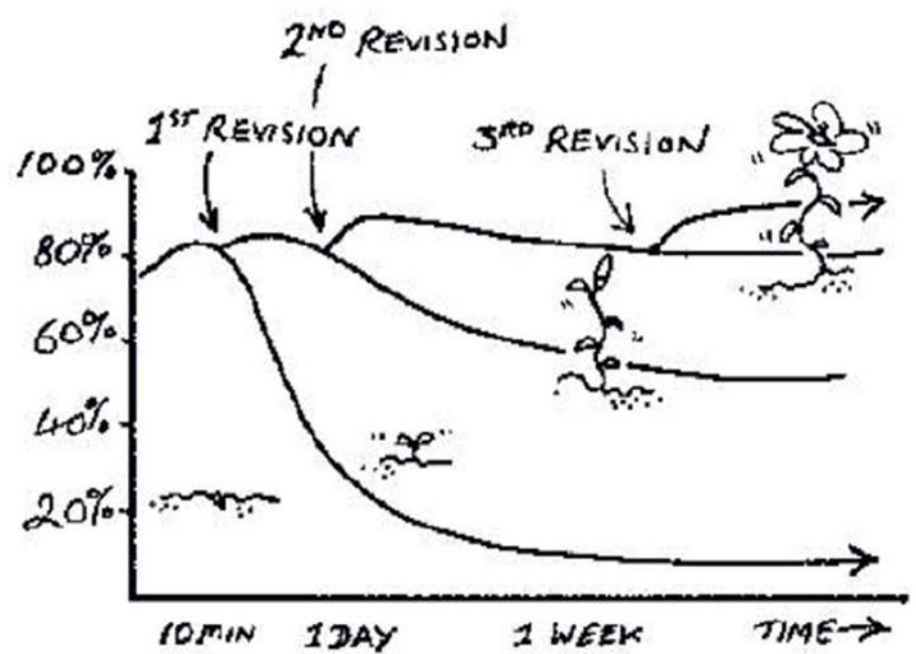
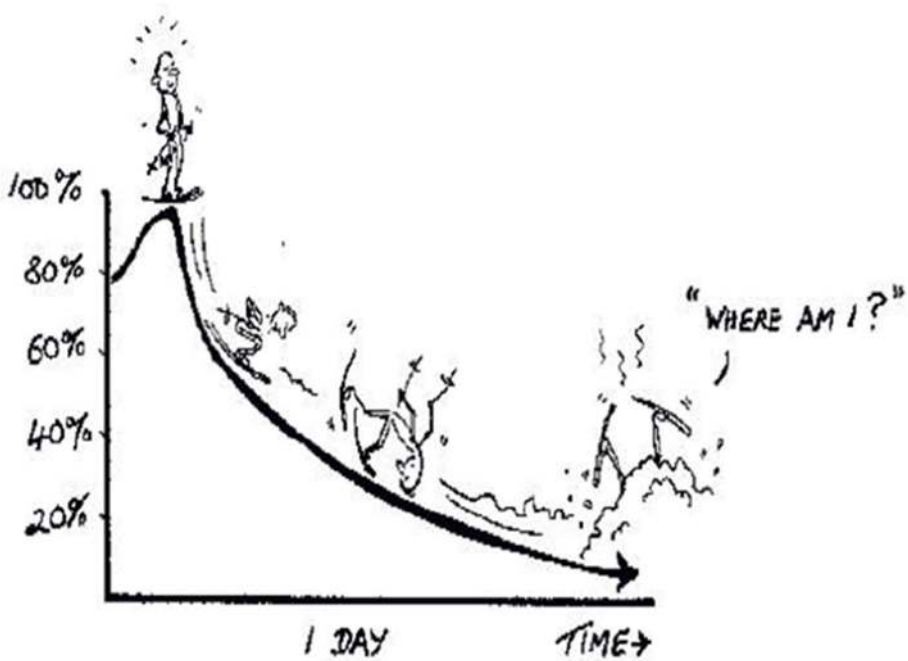
Summer Exams

- **Revision** to start: 21st March (before the Easter break)
- **Exam week** starts: 29th April (most exams in the classroom, some in the sports hall)

How to support our children during exam series



- Ensure they prepare thoroughly for winter and summer exams
- Support them in creating and sticking to **revision timetables**
- **Talk** to them about their subjects and revision
- Make sure they are revising effectively – **active revision**
- **No Phones/PC's** in room when revising
- Ensure they understand that **sacrifices are necessary**
- **Get in touch** when there are challenges – **no quitting!**



The bulk of revision has to take place at home



Knowledge Organisers



- Given out to years 7,8,9 (for free) every term
- Students are expected to have them in the lesson at all times
- If they lose them they must purchase a new one for £2
- Core knowledge, essential facts, key words and definitions, examples, summaries
- It does not replace the teacher and is NOT the whole curriculum
- Pages are often chunked into sections and facts- organised to help memory
- Support homework, revision for exams, fill knowledge gaps, used in class



- ✓ Healthy sleep patterns
- ✓ Limit screen time
- ✓ Talk to supportive people
- ✓ Take regular exercise
- ✓ Spend time outside
- ✓ Schedule enjoyable activities
- ✓ Plan your work /write 'to do' lists
- ✓ Practise a positive mental attitude


What is the DofE?

The DofE is a life-changing adventure.

You make it: The DofE is as unique as you are

Millions of young people in the UK have already done their DofE.

To join the Bronze award it costs £28. This gives access to the EDofE and pays for the certificate and badge.



***YOUTH
WITHOUT
LIMITS***



What will I do?

BRONZE AWARD			
VOLUNTEERING	PHYSICAL	SKILLS	EXPEDITION
3 months	3 months	3 months	2 days 1 night
Plus a further 3 months in either the Volunteering, Physical or Skills section.			

Cost of Bronze Award

We use an external company that charge £230 + transport.

They provide 1 day in school training, 1 day outdoor navigation training and the two day, 1 night expedition. They also provide tents, rucksacks, cookers and navigation equipment.



***YOUTH
WITHOUT
LIMITS***



Getting started

After the student assemblies with information on the DofE, applications will be given out to students.

Speak to Mr Smith for any further information



***YOUTH
WITHOUT
LIMITS***

Form Tutors

Form	Form Teacher	Room for this evening
9A		
9B	Mr Proud	51
9C		
9D	Ms Wharton	54
9W	Ms Roland	53
9X		
9Y		
9Z	Ms Allen	57

The Five School houses

King House – Martin Luther King Mr Reeve

- Courageous
- Unifying
- Peaceful

Pankhurst House – Emmeline Pankhurst Miss Conce

Persistent
Passionate
Powerful

Attenborough House – David Attenborough Mr Williams

Turing House – Alan Turing Mr Scully

Inquisitive
Determined
Creative

Howard House – Kirsty Howard Mr Cree

Brave
Caring
Compassionate

Weekly Form Schedule

1. PSHE
2. News round/great debate
3. Assembly
4. Reading
5. Quiz/Housekeeping

	7	8	9	10	11
Mon	Reading	Reading	Reading	Year Assembly	
Tues	Newsround/Big Debate	Newsround/Big Debate	Year Assembly	Reading	
Weds	Quiz*/Housekeeping#	Year Assembly	Newsround/Big Debate	Newsround/Big Debate	
Thurs	PSHE				Year Assembly/PSHE
Fri	Year Assembly	Quiz*/Housekeeping#	Quiz*/Housekeeping#	Quiz*/Housekeeping#	
<i>On weeks where House assemblies are held these activities can be re-ordered so that form tutors still deliver all elements of the programme</i>					

ATTENDANCE



< 92% POOR

- Drastic effect on academic achievement
- 2+ weeks of learning missed

93—97% AVERAGE

- Cause for concern

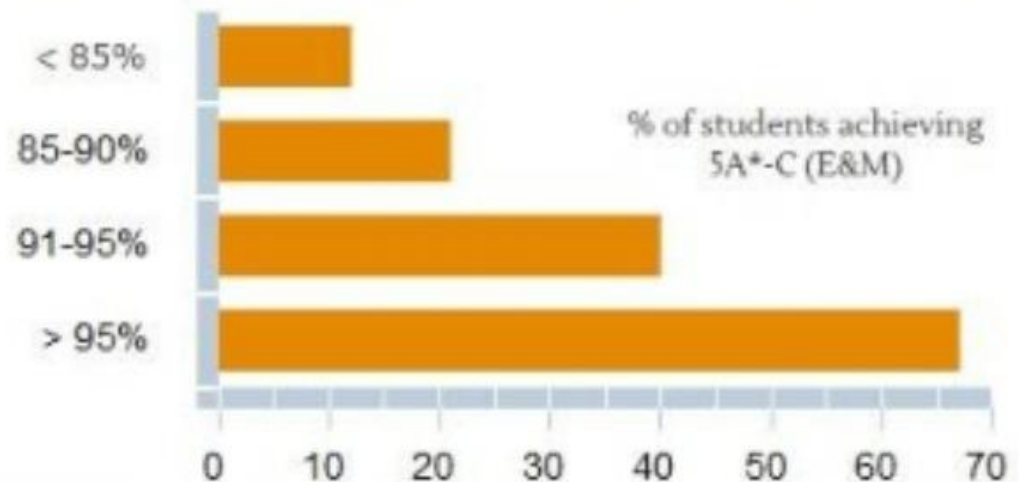
98—100% EXCELLENT



Attendance



Attendance = Achievement @ 5A*-C (E&M)



Outcomes Matter - People Matter - Learning Matters



Sale High School



Travelling to and from school...

- You are a Sale High School student and when travelling to and from school you must conduct yourself in a mature manner.
- You must take decisions to keep yourself safe and prevent injuries or accidents.
- Represent our school positively in the community
- Ensure whilst traveling on public transport we behave appropriately.



YEAR 9 EXTRA CURRICULAR ACTIVITIES

Activity	Teacher	Day	Time	Location
Band Practice	Miss Bussell	Every Day	Break/Lunch Booking	Guitar Room
Guitar Ensemble	Miss Bussell	Monday Week A & B	10:15 - 10:45	Guitar Room
Geography Club	Miss Harwood	Monday Week A	13:30 - 14:10	Room 33
Unity Club	Mr Hilton	Monday Week A & B	13:30 - 14:10	Library
KS3 Rugby	Mr Reid & Mr Clarke	Monday Week A & B	After School	Sports Hall
Girls' Football	Miss McCarron & Miss Brett	Monday Week A & B	After School	Sports Hall
Production Vocal Practice	Miss Bussell	Monday & Wednesday Week A & B	After School	Room 13
Platinum Stars Theatre Company (audition only)	Miss Jones	Monday & Wednesday Week A & B	After School	Room 9
Sports Club	Mr Kelly & Miss Thomas (Tues) Miss McCarron & Mr Patel (Weds)	Tuesday & Wednesday Week A & B	13:30 - 14:10	Sports Hall
Japanese Club	Miss Petty	Tuesday Week A	13:30 - 14:10	Room 52
Netball Year 8 & 9	Miss Thomas & Miss Brett	Tuesday Week A & B	After School	Sports Hall
Eco Club	Mr Cairns	Tuesday Week B	13:30 - 14:10	Room 7
Football	Mr Kelly	Wednesday Week A & B	After School	Sports Hall
Mindfulness Colouring	Miss Heavyside	Thursday Week A	13:30 - 14:10	Room 55
LAMDA (invitation only)	Miss Pearson	Thursday & Friday Week A	13:35 - 14:15 (Thurs) 13:30 - 14:10 (Fri)	Room 9
Crochet Club	Miss Pedersen	Thursday Week B	13:35 - 14:15	Room 38
Senior Choir	Miss Bussell	Friday Week A & B	Afternoons (on rotation)	Room 11/12

Road Safety




- The Roads outside our school are very busy at the start and end of school
- Remind your child how to cross the road safely – they can be very energetic at the end of the day
- Park a little further away from the main school gates down a side street – making a prior arrangement with your child
- Never park or drop off on the yellow zig zags

Behaviour



- SIMS app for parents
 - Achievement points (linked to rewards)
 - Behaviour points
- Uniform
 - While wearing SHS uniform students are our representatives and we expect the same high standards of behaviour and courtesy in the community as we would in school
- Bullying
 - **Repeated and unprovoked** behaviour that is intended to hurt someone either physically or emotionally
 - Incidences should be reported to the pastoral team
 - SHARP System



SALE HIGH School Rules



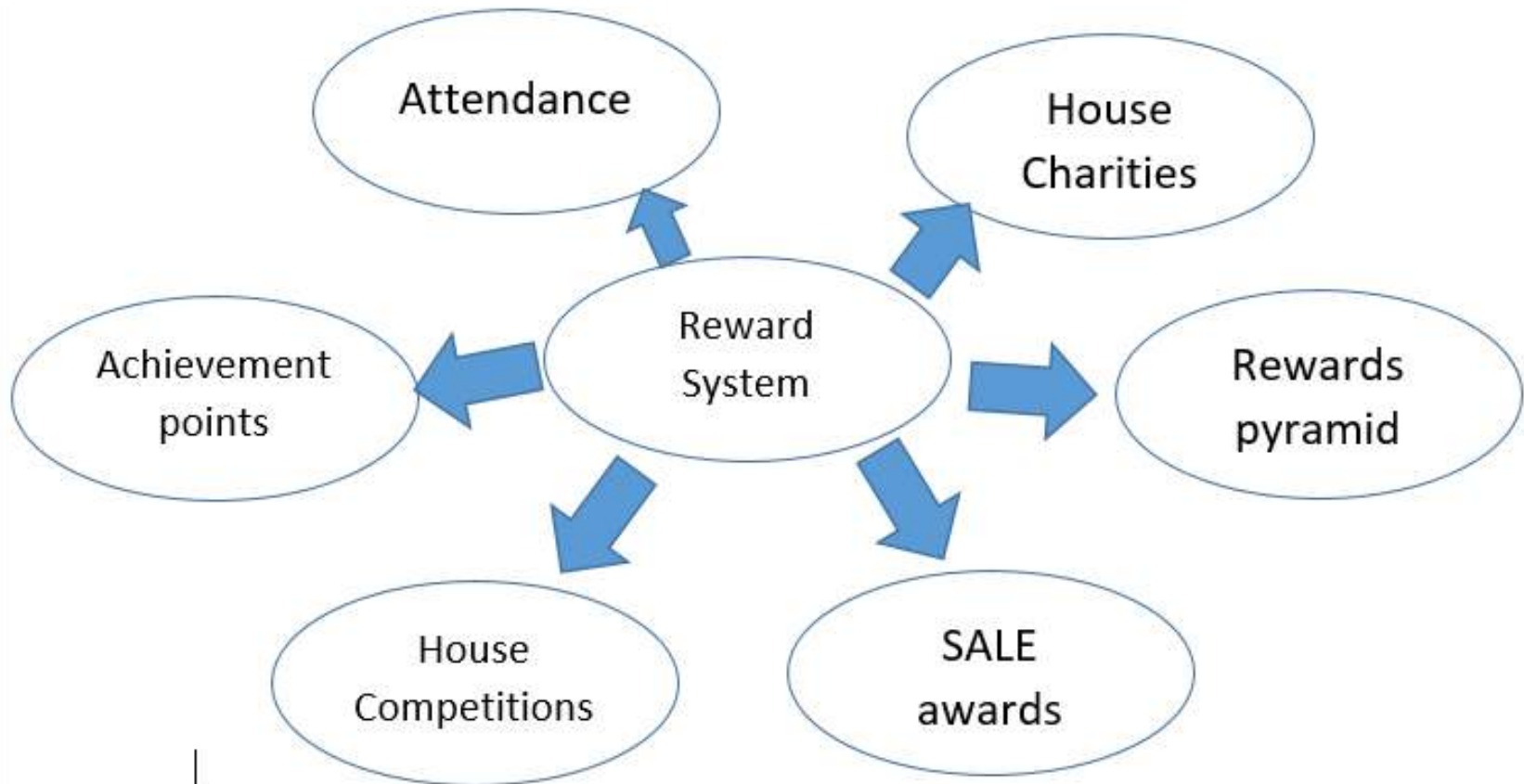
Ready	Respectful	Safe
Uniform – Correct & Smart	Respect everyone in school	Follow one way system/Walk along dual corridors on the left
Attendance	Take responsibility for actions	Report bullying & unkindness
Equipment – Be ready for all lessons.	Listen attentively	Refrain from chewing and eating in class
Behave in a positive way in school and in the community.	Have a strong work ethic	Drink water not sugary drinks
	Respect all school and personal property.	Bring healthy snacks to school
		Keep mobiles switched off.

Outcomes Matter – People Matter – Learning Matters

Uniform and PE Kit







PE Kit	Uniform	Equipment
Sensible Trainers	No Trainers	School bag
Sale High PE Kit ONLY	No Fake Nails	Pen
Blue or Black tracksuit bottoms	Natural hair colours only	Pencil
No Hoodies or tracksuits	No Piercings	Ruler
	Shirt tucked in	Any other suitable stationery (e.g. rubber, sharpener)
	Blazer on	Knowledge Organiser (yr7-9)



S.A.L.E scheme

We believe our students should be leaving Sale High School with a wide range of skills and qualities to help them in life beyond year 11. Grades are great, but also other achievements. With S.A.L.E, there should be something for every student:

- S**tudies  Create revision resources for 3 different subjects, achieve over 85% in at least 10 SMHW quizzes and spelling tests
- A**ttitude  Create a poster/report about your house icon, get 10 “caught being good” or “work hard – being kind” postcards
- L**eadership  Complete an activity to raise awareness/funds for your house charity, participate in at least three JLT sessions
- E**xtra-curricular  Participate in two inter-house competitions, participate in at least two voluntary environmental activities around school

If a student receives 5 in a category, they will receive the corresponding badge

Resilience



Making the change to secondary school can be daunting and an emotionally difficult time for some children.

A screenshot of the BBC Bitesize website. The top navigation bar includes the BBC logo, a user profile for 'James H S', and links to News, Sport, Weather, iPlayer, Sounds, and More. A search bar is on the right. Below this is an orange banner with the word 'Bitesize' in white. To the right of the banner is a 'Change language' button. Below the banner is a white navigation bar with links: Home, Learn & revise, Support, Careers, My Bitesize, and All Bitesize. Below this is a dark blue bar with links: Exams & revision, Uni, college & apprenticeships, Life & wellbeing, Starting primary school, and Starting secondary school. The main content area is titled 'Starting secondary school' in large, bold, black text. Below this title are three large, colorful cards. The first card is orange and titled 'SECONDARY STRUGGLERS' in white, showing a cartoon character of a water bottle and a pencil. The second card is orange and titled 'FRIENDSHIPS' in white, showing four cartoon characters. The third card is orange and titled 'FRIENDS' in white, showing two cartoon characters. Below each card is a white box with a title and a description. The first card's box is titled 'Developing friendships' and describes 'Talking to new people and being understanding.' The second card's box is titled 'Struggling to make friends' and describes 'Finding different ways to make new friends.'

Outcomes Matter - People Matter - Learning Matters

Resilience/ Friendships



- At the start of year 7 many students can find making new friends confusing
- Children are often friends one day and then fall out the next
- Parents need to support them in understanding that as they grow older they don't need to be friends with everyone but still need to get along and learn to work with others even if they are not friends

Resilience – Online Safety



Five tips about mobile phones and social media:

1. Be open and communicate about their mobile phone and computer usage.

Cyber-bullying through social media can be a problem

Be aware of what apps and websites your children are using

2. Keep phones out of bed

Children need more sleep than adults to function at their best

3. Explore the real world

Going on trips, experiencing new places and meeting new people gives children wider life skills

Five tips about mobile phones and social media:



1. Be open and communicate about their mobile phone and computer usage.
Cyber-bullying through social media can be a problem
Be aware of what apps and websites your children are using
2. Keep phones out of bed
Children need more sleep than adults to function at their best
3. Explore the real world
Going on trips, experiencing new places and meeting new people gives children wider life skills
4. Encourage children to speak up if they're feeling down
Some aspects of the internet can make us upset, anxious and worried. Talk to your child about how there's nothing wrong with feeling those emotions but it's important not to keep them to themselves
5. Support the school's rules on mobile phones
Phones must switched off and in the bottom of their bags
Phones will be confiscated and placed in student services for collection at the end of the day
Using a device in lessons or social times results in a C3 detention

Extra Information



- Electronic systems
 - ParentPay
 - Show My Homework (SMHW)/Satchel:One
 - SIMs App
- Extra Curricular Clubs
- Leadership Ladder
- Headteacher Surgery

