

Year 7 Welcome Evening

Mr Scully, Assistant Headteacher and Head of Year 7

6th October 2022

Welcome Back!



Outcomes Matter - People Matter - Learning Matters

Sale High School - Mission and Values



- Our mission
 - To be the school of choice for our community where every child succeeds.
- Our beliefs and values
 - **Outcomes matter:** We are very proud to have high expectations and to promote a strong work ethic.
 - **People matter:** We work hard at relationships and treat everyone with humanity and respect.
 - **Learning matters:** Personal growth and development continues throughout one's entire life. We strive to be the 'very best version of ourselves' each new day.

Outcomes Matter - People Matter - Learning Matters

Sale High School -Our Vision



An outstanding community of learners, both staff and students who are:

- Happy and proud of their own achievements and proud of their school
- Supported, safe and known
- Strong, resilient and positive about life
- Enabled and taking the lead in positively changing the world for the better

Outcomes Matter - People Matter - Learning Matters

Curriculum



Year 7 Curriculum

[Download Year 7 curriculum here](#)



- English Language/Literature

- Mathematics

- Science

- RE

- Geography

- History

- Languages

- Expressive arts (music, art, drama)

- Technology (Computer Science, Design and Technology, Food and Nutrition.)

What your child will study in Year 7

Subject	Autumn Term	Spring Term	Summer Term	Extended Curriculum (recommended additional reading/websites/visits for use at home)
Art	Students will take a baseline test on their art skills: direct observational drawing, tonal shading and colour theory. Developing environmental awareness is the theme of their main project and students will use their own local environment to generate a thought-provoking image. They will use the artists Vincent Van Gogh, Stephen Wiltshire, Ian Murphy to inspire them. They will be taught how to use Line and texture in pencil, chalk and pen, to develop images of Manchester and a sky for their picture in oil pastel. This term they will also develop an image for our carol concert in oil pastels.	Students continue to work on the local environment work and will get the opportunity to use a wider range of materials. They will generate images of polluted factories and the rubbish that we discard every day. Looking at Lowry's scenes of old Manchester. Using collage also gives them the opportunity to create unique contemporary studies based on the techniques of Rob Wilson. Pen and watercolour mid ground images will then complete the main sections of the piece and will be based on photographs from our local landscape. Finally students will be expected to generate ideas to show the message of reduce, reuse, recycle.	Students will use natural form and the theme of the beach to create poetry and images into a mixed media piece. They will look at a range of artists including Claire Harrison, Tim Dolby, Si Scott, Karin Kuhlmann. They will study the drawing method of continuous line to record pattern from a range of shells and sea urchins. Watercolour will enhance their images and their own poetry will be used as collage. Printing pieces will also enhance areas and relief techniques will complete the piece.	Manchester Art gallery, the Lowry and the Manchester Museum all have exhibits which will enhance student's experience. Sale water park is an excellent place to take photographs to extend the landscape project. Any visits to the seaside would give students the opportunity to collect shells for themselves and photograph rock pools. https://kids.tate.org.uk/ is an excellent site where students can post their own images and create a mini site.

New GCSE grading structure

New structure

Current structure

9

8

7

6

5

4

3

2

1

U

A*

A

B

C

D

E

F

G

U

'Good pass'

Comparable to the standard aimed for
by pupils in top-performing countries



Achievement and Progress



- Reports
 - 2 data reports will be available twice per year.
 - The report will contain information to let you know if they are on track to meet their aspirational year 11 GCSE grade as well as attitude to learning and homework for each subject.
 - Full written report once a year
- Exams
 - There will be a baseline, Winter and Summer exam series each year and the percentage for each subject will be reported.

Attendance %: 100.0
Achievement Points: 72
Behaviour Points: 0

Year 7 Baseline Data

	Baseline Test %	Average Test % for year group	Top 10% of year group
Art	65.00	50%	60%
English Language	57.00	50%	67%
Spanish	47.00	57%	84%
Geography	35.00	36%	61%
History	40.00	42%	60%
Maths	73.00	52%	80%
Music	47.00	33%	47%
Physical Education	N/A	N/A	N/A
Religious Education	44.00	45%	66%
Science	52.00	46%	66%
Technology	Computing:44.00 DT: Food Tech:	Computing: 52% DT: 51% Food Tech: 40%	Computing: 64% DT: 74% Food Tech: 57%

This report is accessed through the SIMs app

The report is designed to give parents and students an idea of how they are doing in their year group

It provides teachers information on prior subject knowledge and what needs to be retaught

It will provide information of which subjects they are doing well in and which subjects they maybe struggling in and need a greater focus on at home.

Revision guides are available for core subjects through the library and purchased via parent pay or bbc bitesize can support learning

Reports and Parents Evening



- January winter exam report (exam %, mean exam, on or below target, ATL, HW)
- July written report
- 19th January Parents Evening (this maybe subject to change or/and held virtually)
- June summer exam report (exam %, mean exam, on or below target, ATL, HW)

Exam and revision practice

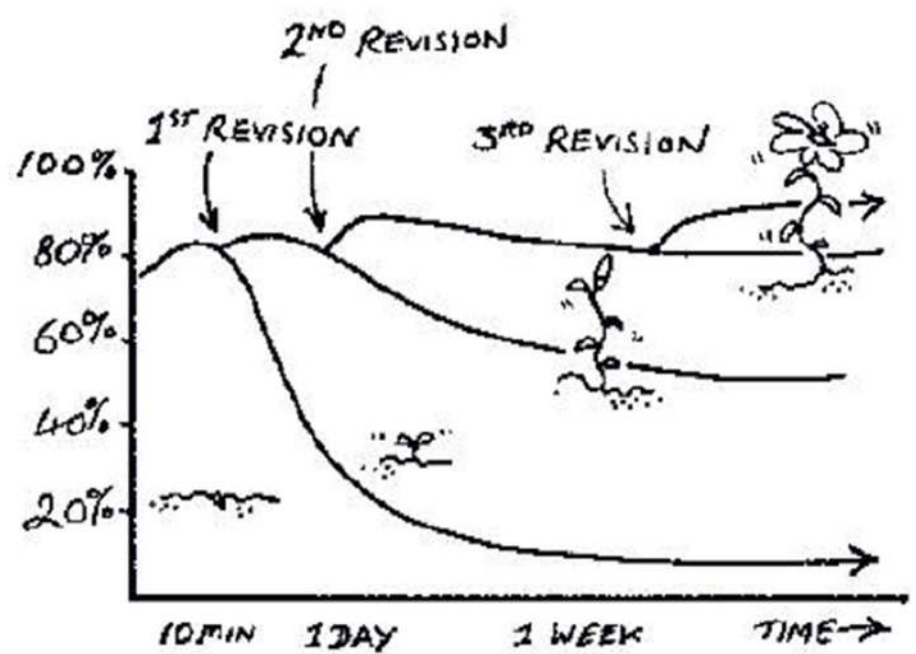
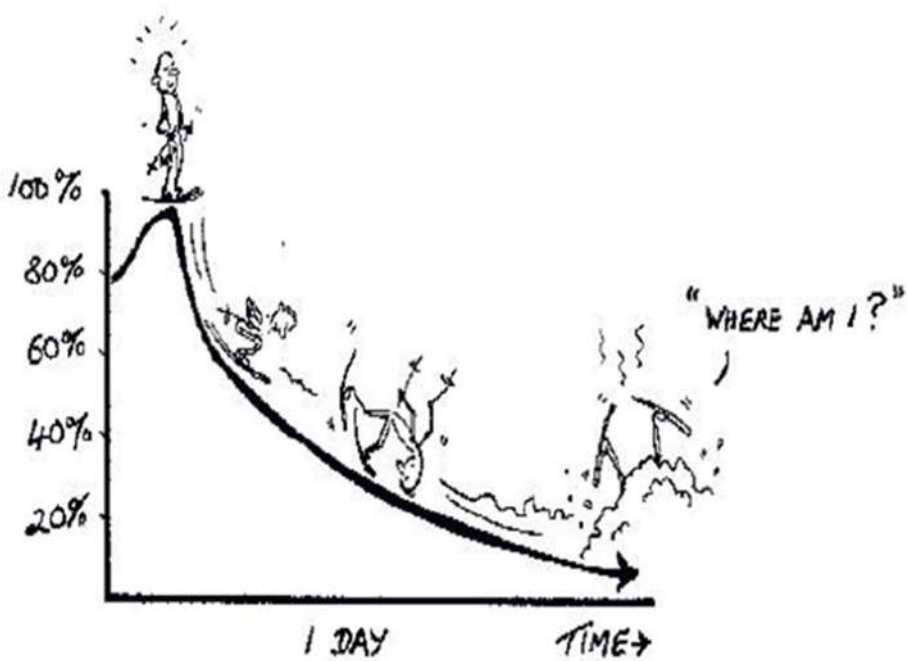


Winter Exams

Revision to start	21 Oct (before half term)
Exam week starts	28 Nov (in classrooms)

Summer Exams

Revision to start	27 March (before Easter)
Exam week starts	8 May (most exams in the classroom, some in the sports hall)



The bulk of revision has to take place at home



Knowledge Organisers

Sale High Knowledge Organisers - A guide for parents

We use Knowledge organisers at Sale High School to help all students achieve. Knowledge Organisers improve student confidence by helping them understand how to learn and revise.

Knowledge organisers help to develop a culture of learning and by improving attitudes to learning, will help your child reach their potential in school and beyond...



So...What is a Knowledge Organiser?

A knowledge organiser is a **set of key facts and essential knowledge** that pupils need to **know and be able to recall for a particular topic in a subject**. They should be broken down into easily digestible chunks. The aim is to **memorise the information through visualisation** in order to gain a greater understanding and achieve a higher mark in an **assessment**. When effectively used students will review the content on a regular basis to **secure the knowledge** in their long-term memory. 😊

They are given out to year 7,8,9 (for free) every term and **support learning in the classroom and at home.**

They are **expected to have them in the lesson** as part of their equipment at **all times**


If they lose them they must purchase a **new one for £2.**

What is a knowledge organiser?



Knowledge shall
increase

- ✓ The KO is the content containing key facts and information that you require to be successful in lessons for this term
- ✓ Key words and definitions
- ✓ Procedures/instructions how to do a task
- ✓ Examples
- ✓ A page is often chunked into sections and facts- organised to help memory
- ✓ Summary
- ✓ It does not replace the teacher
- ✓ It is NOT the whole curriculum



How do I use it?

- ✓ Have it with you all the time
- ✓ On the desk and open to the relevant page
- ✓ Teachers will direct you to the page number and section that you require
- ✓ Sometimes your teacher will display the section relevant to the lesson on a power point or under the visualiser



How to support your child



- Ensure excellent attendance
- Keep well equipped – pen, pencil, ruler
- Ensure they have plenty of lined paper, highlighter pens, flashcards, notebooks
- Arrange any family holidays so that they do not affect attendance in term time. Keep track of deadlines and support your child in meeting them
- Check Show My Homework and support the completion of tasks
- Ensure your child has all of the relevant revision guides

How to support your child



- Ensure your child prepares for winter and summer exams as though it were the real thing
- Support your child in creating and sticking to revision timetables
- Talk to them about their subjects and revision
- Make sure they are revising effectively – active revision
- No Phones/PC's in room when revising
- Ensure they understand that sacrifices are necessary
- Get in touch when there are challenges – no quitting!



Work without stress?

- ✓ Talk to supportive people
- ✓ Take regular exercise
- ✓ Spend time outside
- ✓ Schedule in enjoyable activities
- ✓ Plan your work /write 'to do' lists
- ✓ Practise a positive mental attitude

Form Tutors

Howard	Staff	King	Staff	Pankhurst	Staff	Turing	Staff
7A	D Weldon Room 27	7B	R Pederson Room 26	7C	T Sutton Room 24	7D	R Barlow Room 23
7W	I Lee Room 25	7X	A Thompson Room 22	7Y	J Cutteridge Room 21	7Z	J Lovell Room 20

The Five School houses

King House – Martin Luther King

Mr Reeve

- Courageous
- Unifying
- Peaceful

Pankhurst House – Emmeline Pankhurst

Mrs Chapple

- ▶ Persistent
- ▶ Passionate

Attenborough House – David Attenborough

Mr Williams

Powerful

Turing House – Alan Turing

Mr Scully

- ▶ Inquisitive
- ▶ Determined
- ▶ Creative

- Curious
- Driven
- Good Listener

Howard House – Kirsty Howard

Mr Cree

- Brave
- ▶ Caring
- ▶ Compassionate

Weekly Form Schedule

Form Time Activities

Day	Form Activities			
	Howard	King	Pankhurst	Turing
Monday	House-keeping (notices, SALE award check/completion, HP,BP, reports, birthdays)	House-keeping (notices, SALE award check/completion, HP,BP, reports, birthdays)	House-keeping (notices, SALE award check/completion, HP,BP, reports, birthdays)	House-keeping (notices, SALE award check/completion, HP,BP, reports, birthdays)
Tuesday	assembly	News round/great debate	Reading	Reading
Wednesday	Reading	assembly	News round/ great debate	News round/ great debate
Thursday	News round/ great debate	Reading	assembly	Quiz
Friday	Quiz	Quiz	Quiz	Assembly

1. House keeping
2. News round/great debate
3. Assembly
4. Reading
5. Quiz

Please note: Each morning should include a **full uniform and equipment check**. Student are to place their equipment on their desk as part of a morning routine. Check lists to be completed and sent to Head of House.

We have noted that forms that run smoothly use their Form Captains to assist with these checks.

Each term will see an inter-form competition, culminating in winning forms competing for the inter-house trophy

ATTENDANCE



< 92% POOR

- Drastic effect on academic achievement
- 2+ weeks of learning missed

93—97% AVERAGE

- Cause for concern

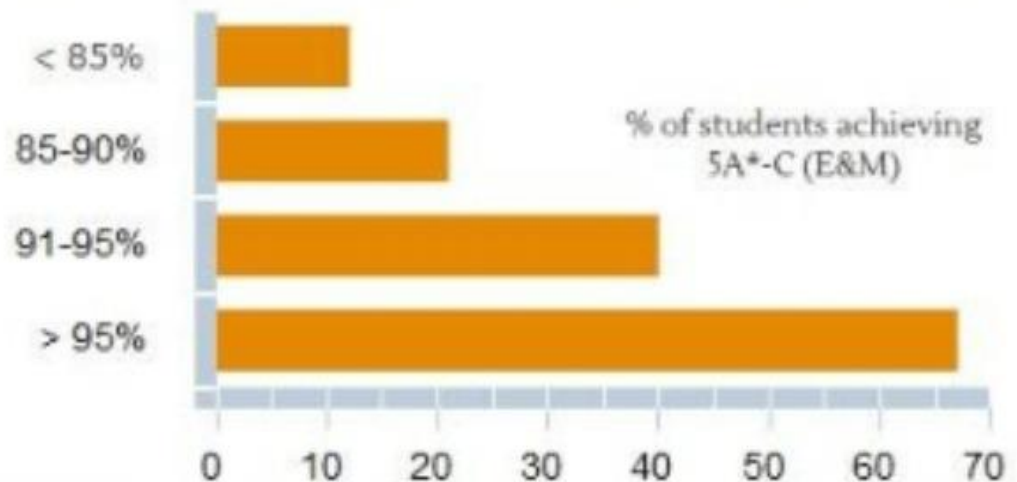
98—100% EXCELLENT



Attendance



Attendance = Achievement @ 5A*-C (E&M)



Outcomes Matter - People Matter - Learning Matters

Travelling to school, why not

**WALK, CYCLE
OR SCOOT**



THINK CHECK TRAVEL

Sale High School



Travelling to and from school...

- You are a Sale High School student and when travelling to and from school you must conduct yourself in a mature manner.
- You must take decisions to keep yourself safe and prevent injuries or accidents.
- Represent our school positively in the community
- Ensure whilst traveling on public transport we behave appropriately.



Road Safety

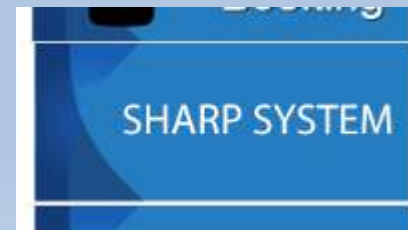


- The Roads outside our school are very busy at the start and end of school
- Remind your child how to cross the road safely – they can be very energetic at the end of the day
- Park a little further away from the main school gates down a side street – making a prior arrangement with your child
- Never park or drop off on the yellow zig zags

Behaviour



- SIMS app for parents
 - Achievement points (linked to rewards)
 - Behaviour points
- Uniform
 - While wearing SHS uniform students are our representatives and we expect the same high standards of behaviour and courtesy in the community as we would in school
- Bullying
 - **Repeated and unprovoked** behaviour that is intended to hurt someone either physically or emotionally
 - Incidences should be reported to the pastoral team
 - SHARP System



SALE HIGH School Rules



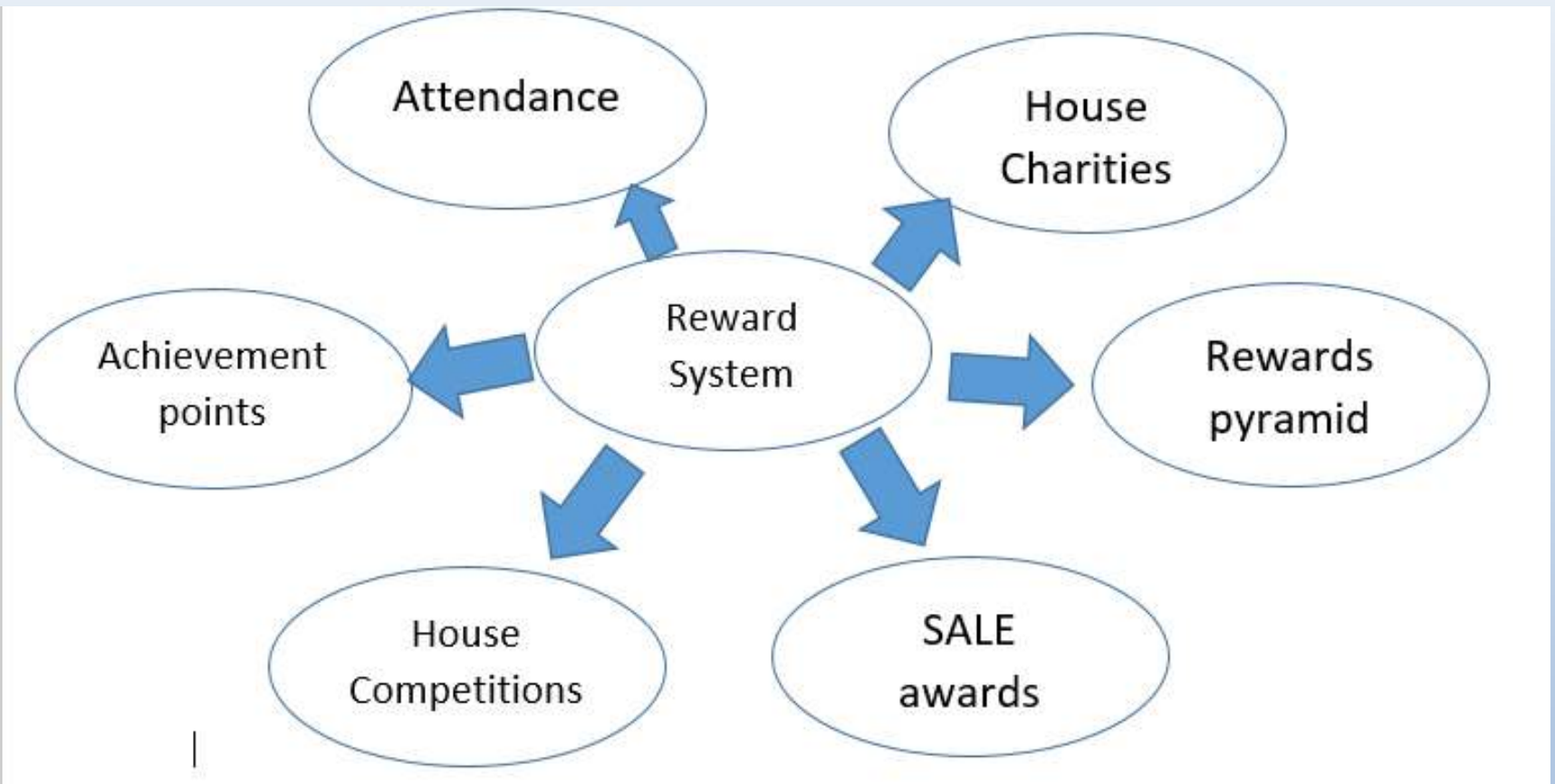
Ready	Respectful	Safe
Uniform – Correct & Smart	Respect everyone in school	Follow one way system/Walk along dual corridors on the left
Attendance	Take responsibility for actions	Report bullying & unkindness
Equipment – Be ready for all lessons.	Listen attentively	Refrain from chewing and eating in class
Behave in a positive way in school and in the community.	Have a strong work ethic	Drink water not sugary drinks
	Respect all school and personal property.	Bring healthy snacks to school
		Keep mobiles switched off.

Outcomes Matter – People Matter – Learning Matters

Uniform and PE Kit







PE Kit	Uniform	Equipment
Sensible Trainers	No Trainers	School bag
Sale High PE Kit ONLY	No Fake Nails	Pen
Blue or Black tracksuit bottoms	Natural hair colours only	Pencil
No Hoodies or tracksuits	No Piercings	Ruler
	Shirt tucked in	Any other suitable stationery (e.g. rubber, sharpener)
	Blazer on	Knowledge Organiser (yr7-9)



S.A.L.E scheme

We believe our students should be leaving Sale High School with a wide range of skills and qualities to help them in life beyond year 11. Grades are great, but also other achievements. With S.A.L.E, there should be something for every student:

- S**tudies  Create revision resources for 3 different subjects, achieve over 85% in at least 10 SMHW quizzes and spelling tests
- A**ttitude  Create a poster/report about your house icon, get 10 “caught being good” or “work hard – being kind” postcards
- L**eadership  Complete an activity to raise awareness/funds for your house charity, participate in at least three JLT sessions
- E**xtra-curricular  Participate in two inter-house competitions, participate in at least two voluntary environmental activities around school

If a student receives 5 in a category, they will receive the corresponding badge

Resilience



Making the change to secondary school can be daunting and an emotionally difficult time for some children.

A screenshot of the BBC Bitesize website. The top navigation bar includes the BBC logo, a user profile for 'James H S', and links for News, Sport, Weather, iPlayer, Sounds, and More. A search bar is on the right. Below this is an orange banner with the word 'Bitesize' in white. To the right of the banner is a 'Change language' button. Below the banner is a horizontal menu with links: Home, Learn & revise, Support, Careers, My Bitesize, and All Bitesize. Below this is a dark orange bar with links: Exams & revision, Uni, college & apprenticeships, Life & wellbeing, Starting primary school, and Starting secondary school. The main content area is titled 'Starting secondary school'. It features three large cards. The first card is orange and titled 'SECONDARY STRUGGLERS' in white, showing a cartoon water bottle and a cartoon pencil. The second card is white and titled 'FRIENDSHIPS' in orange, showing four cartoon children. The third card is white and titled 'FRIENDS' in orange, showing two cartoon children. Below each card is a brief description of the topic.

Outcomes Matter - People Matter - Learning Matters

Resilience/ Friendships



- At the start of year 7 many students can find making new friends confusing
- Children are often friends one day and then fall out the next
- Parents need to support them in understanding that as they grow older they don't need to be friends with everyone but still need to get along and learn to work with others even if they are not friends

Resilience – Online Safety



Five tips about mobile phones and social media:

1. Be open and communicate about their mobile phone and computer usage.

Cyber-bullying through social media can be a problem

Be aware of what apps and websites your children are using

2. Keep phones out of bed

Children need more sleep than adults to function at their best

3. Explore the real world

Going on trips, experiencing new places and meeting new people gives children wider life skills

Five tips about mobile phones and social media:



1. Be open and communicate about their mobile phone and computer usage.
Cyber-bullying through social media can be a problem
Be aware of what apps and websites your children are using
2. Keep phones out of bed
Children need more sleep than adults to function at their best
3. Explore the real world
Going on trips, experiencing new places and meeting new people gives children wider life skills
4. Encourage children to speak up if they're feeling down
Some aspects of the internet can make us upset, anxious and worried. Talk to your child about how there's nothing wrong with feeling those emotions but it's important not to keep them to themselves
5. Support the school's rules on mobile phones
Phones must switched off and in the bottom of their bags
Phones will be confiscated and placed in student services for collection at the end of the day
Using a device in lessons or social times results in a C3 detention

Extra Information



- Electronic systems
 - ParentPay
 - Show My Homework (SMHW)/Satchel:One
 - SIMs App
- Extra Curricular Clubs
- Leadership Ladder
- Headteacher Surgery



Outcomes Matter - People Matter - Learning Matters