

**TRAFFORD**

2017 Year 11  
Activity Survey

Sale High School

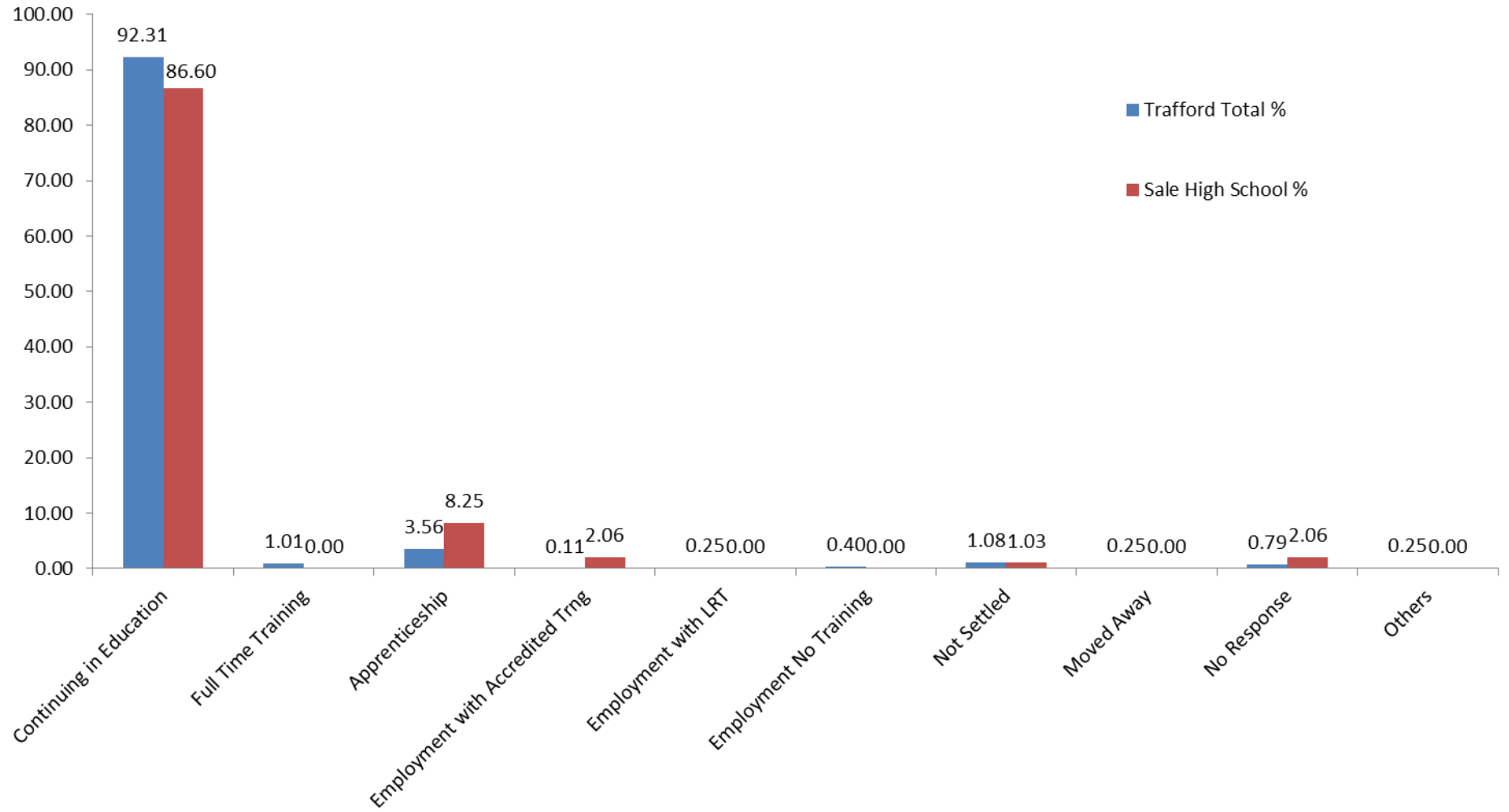
## **Sale High School**

Destination Summary	Page 1
Chart Comparison of Trafford Total vs Institution	Page 2
Chart Comparison of Trafford High Schools vs Institution	Page 3
Destination Trends for 2008 – 2017 School Leavers	Page 4
Breakdown of leavers to FE/6 <sup>th</sup> Form/Apprenticeship by Establishment	Page 5
Breakdown of leavers to FE/6 <sup>th</sup> Form by Course Level	Page 6
Breakdown of leavers to FE/6 <sup>th</sup> Form by Course Subject	Page 7
RPA, SEND (EET) & FSM (EET) Rates - Trafford Total vs Institution	Page 8
Glossary of Terms / Further Information	Page 9

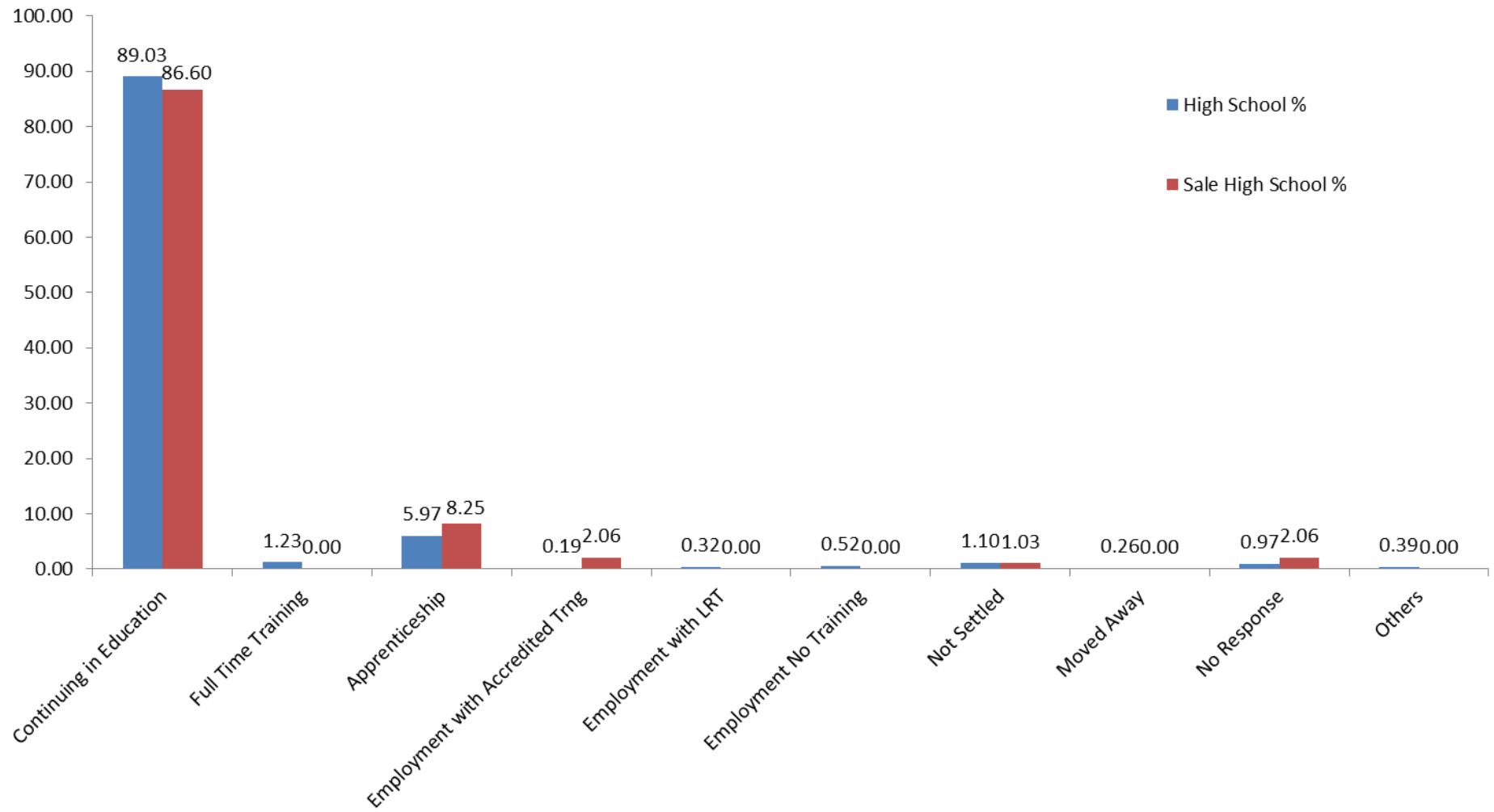
## Destination Summary

	Item	SEND	Gender		Total
			Male	Female	
<b>MEETING THE DUTY TO PARTICIPATE</b>	<b>Full time education</b>	<b>2</b>	<b>37</b>	<b>47</b>	<b>84</b>
	School sixth-form	0	3	0	3
	Sixth-form college	0	0	0	0
	Further education	1	33	45	78
	Higher education	0	0	0	0
	Gap year students	0	0	0	0
	Other post-16 education	1	1	2	3
	Independent specialist provider	0	0	0	0
	Custodial institution	0	0	0	0
	<b>Full Time Training</b>	<b>0</b>	<b>0</b>	<b>0</b>	<b>0</b>
	EFA delivered work based learning	0	0	0	0
	Other training	0	0	0	0
	Training delivered through the Work Programme	0	0	0	0
	Traineeship	0	0	0	0
	Supported Internship	0	0	0	0
	<b>Apprenticeship</b>	<b>0</b>	<b>2</b>	<b>6</b>	<b>8</b>
	Apprenticeship	0	2	6	8
	<b>Employment combined with training</b>	<b>0</b>	<b>2</b>	<b>0</b>	<b>2</b>
	Full time employment combined with accredited study	0	2	0	2
	Self-employment combined with accredited training	0	0	0	0
Working not for reward with accredited training	0	0	0	0	
<b>WORKING TOWARDS</b>	<b>Working towards participation</b>	<b>0</b>	<b>0</b>	<b>0</b>	<b>0</b>
	Re-engagement activities	0	0	0	0
	Start date agreed (RPA compliant)	0	0	0	0
<b>TEMPORARY BREAK FROM LEARNING</b>	<b>Temporary break from learning</b>	<b>0</b>	<b>1</b>	<b>0</b>	<b>1</b>
	Supporting family - teenage parents	0	0	0	0
	Illness	0	1	0	1
	Pregnancy	0	0	0	0
<b>NOT PARTICIPATING</b>	<b>Employment without training (Total)</b>	<b>0</b>	<b>0</b>	<b>0</b>	<b>0</b>
	Employment without training	0	0	0	0
	Employment with non-accredited training	0	0	0	0
	Temporary employment	0	0	0	0
	Self-employment	0	0	0	0
	<b>Not settled (active in the labour market)</b>	<b>0</b>	<b>0</b>	<b>0</b>	<b>0</b>
	Part time education	0	0	0	0
	Part time employment	0	0	0	0
	Start date agreed (other)	0	0	0	0
	Working not for reward	0	0	0	0
	Not ready for work or learning	0	0	0	0
	Seeking employment, education or training	0	0	0	0
	<b>Not settled (not active in the labour market)</b>	<b>0</b>	<b>0</b>	<b>0</b>	<b>0</b>
	Supporting family - young carers	0	0	0	0
	Not available on religious grounds	0	0	0	0
	Not economically active	0	0	0	0
	Not available - other reason	0	0	0	0
	<b>Current activity not established</b>	<b>0</b>	<b>2</b>	<b>0</b>	<b>2</b>
	Current Situation Not Known	0	2	0	2
	Cannot be contacted - no current address	0	0	0	0
Refused to disclose activity	0	0	0	0	
<b>Other</b>	<b>Custodial Sentence</b>	<b>0</b>	<b>0</b>	<b>0</b>	<b>0</b>
	Asylum seekers without citizenship	0	0	0	0
	<b>Survey-TOTAL</b>	<b>2</b>	<b>44</b>	<b>53</b>	<b>97</b>

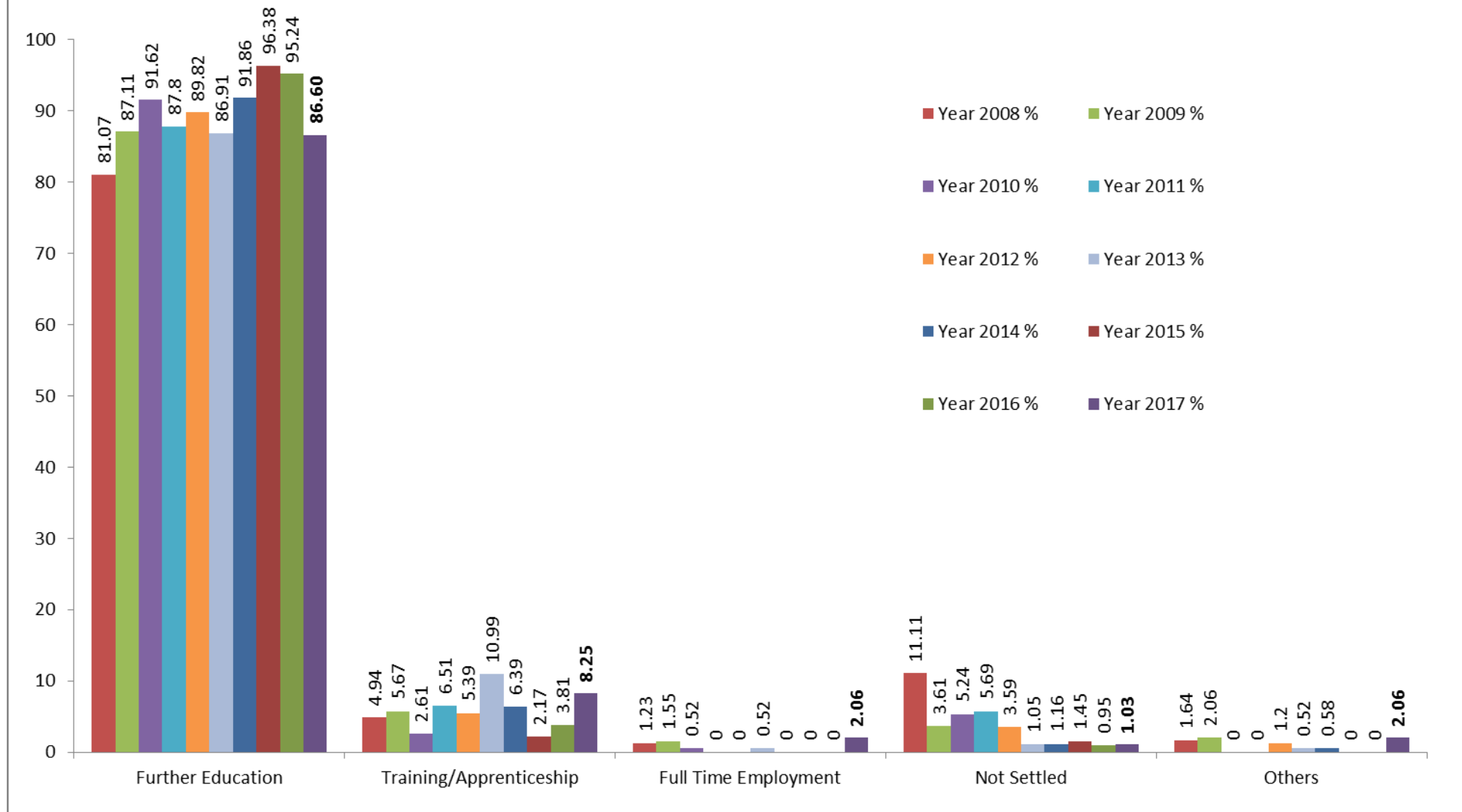
### Comparison of Trafford Total vs Sale High School



**Chart Comparison of Trafford High Schools Average vs Sale High School**

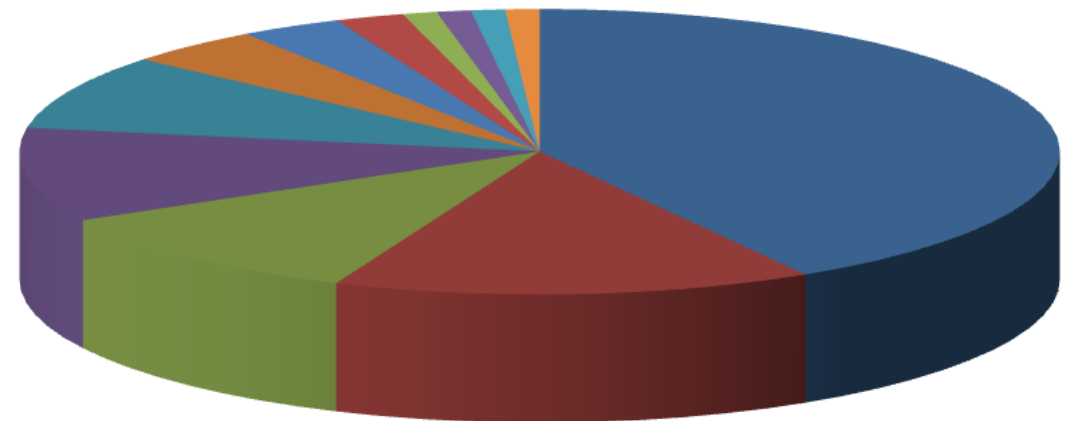


### Destination Trends for 2008 - 2017 Leavers



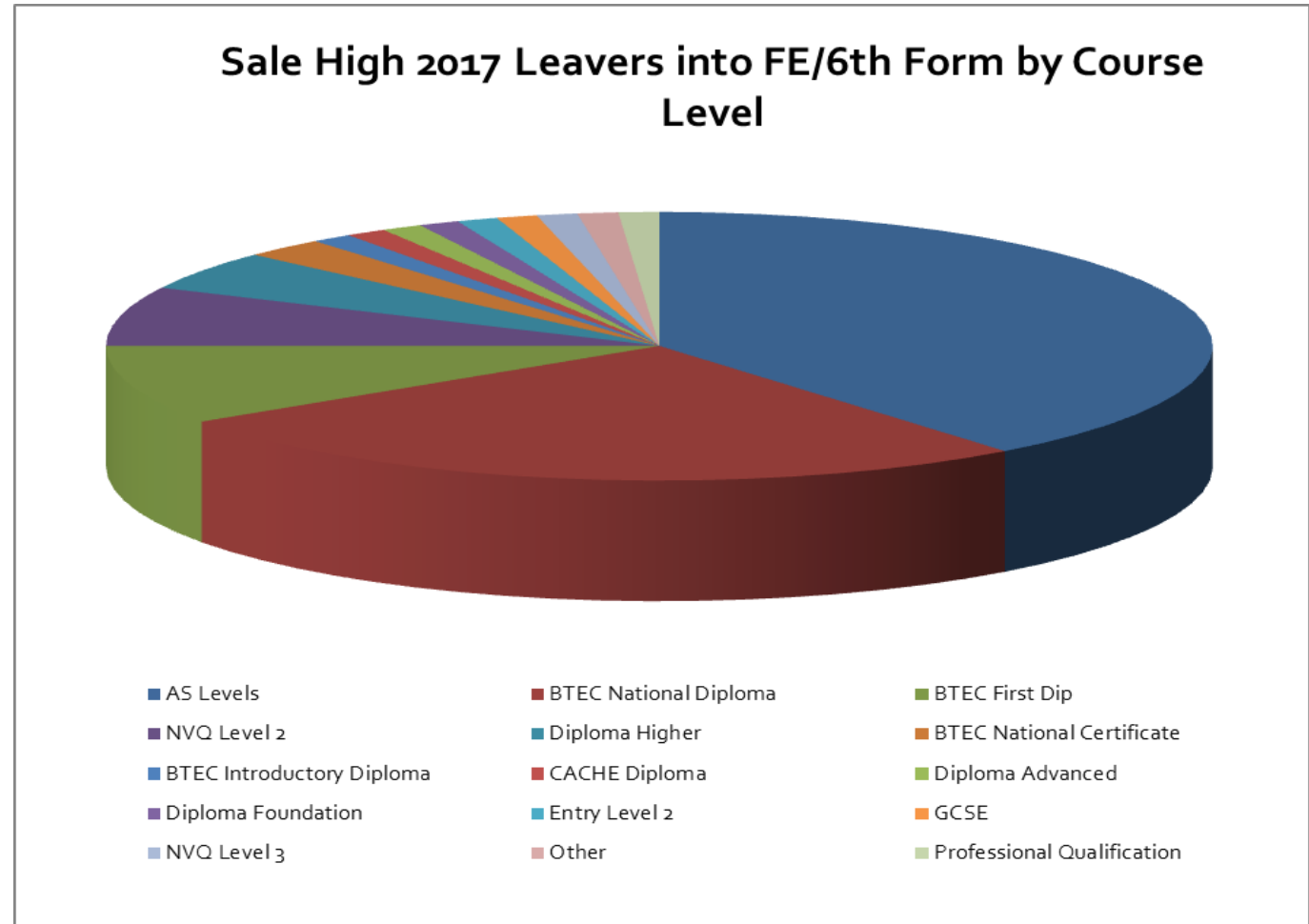
Establishment	Count
Trafford College	39
The Manchester College - Northenden Campus	14
Apprenticeship/Work Based Learning Provider	10
Xaverian College	10
Loreto College	8
The Manchester College - Shena Simon	4
Out Of GM Area Establishment	3
Stretford Grammar School	2
Access to Music Manchester	1
Aquinas College	1
Sale Grammar School	1
Salford City College - Eccles Campus	1

## Sale High 2017 Leavers into FE/6th Form/Apprenticeship by Establishment



- Trafford College
- The Manchester College - Northenden Campus
- Apprenticeship/Work Based Learning Provider
- Xaverian College
- Loreto College
- The Manchester College - Shena Simon
- Out Of GM Area Establishment
- Stretford Grammar School
- Access to Music Manchester
- Aquinas College
- Sale Grammar School
- Salford City College - Eccles Campus

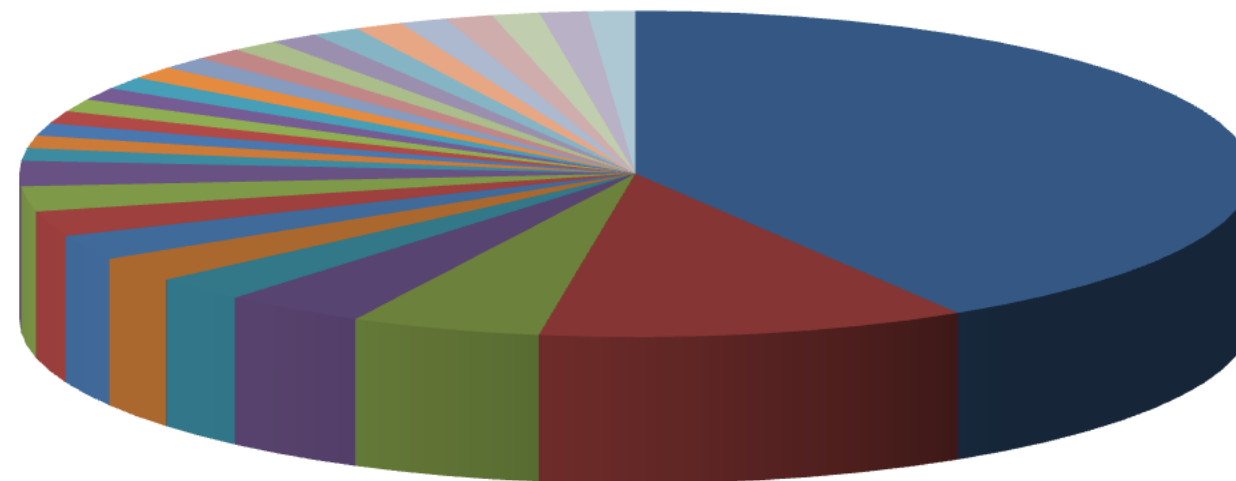
Course Level	Count
AS Levels	33
BTEC National Diploma	22
BTEC First Dip	8
NVQ Level 2	6
Diploma Higher	4
BTEC National Certificate	2
BTEC Introductory Diploma	1
CACHE Diploma	1
Diploma Advanced	1
Diploma Foundation	1
Entry Level 2	1
GCSE	1
NVQ Level 3	1
Other	1
Professional Qualification	1





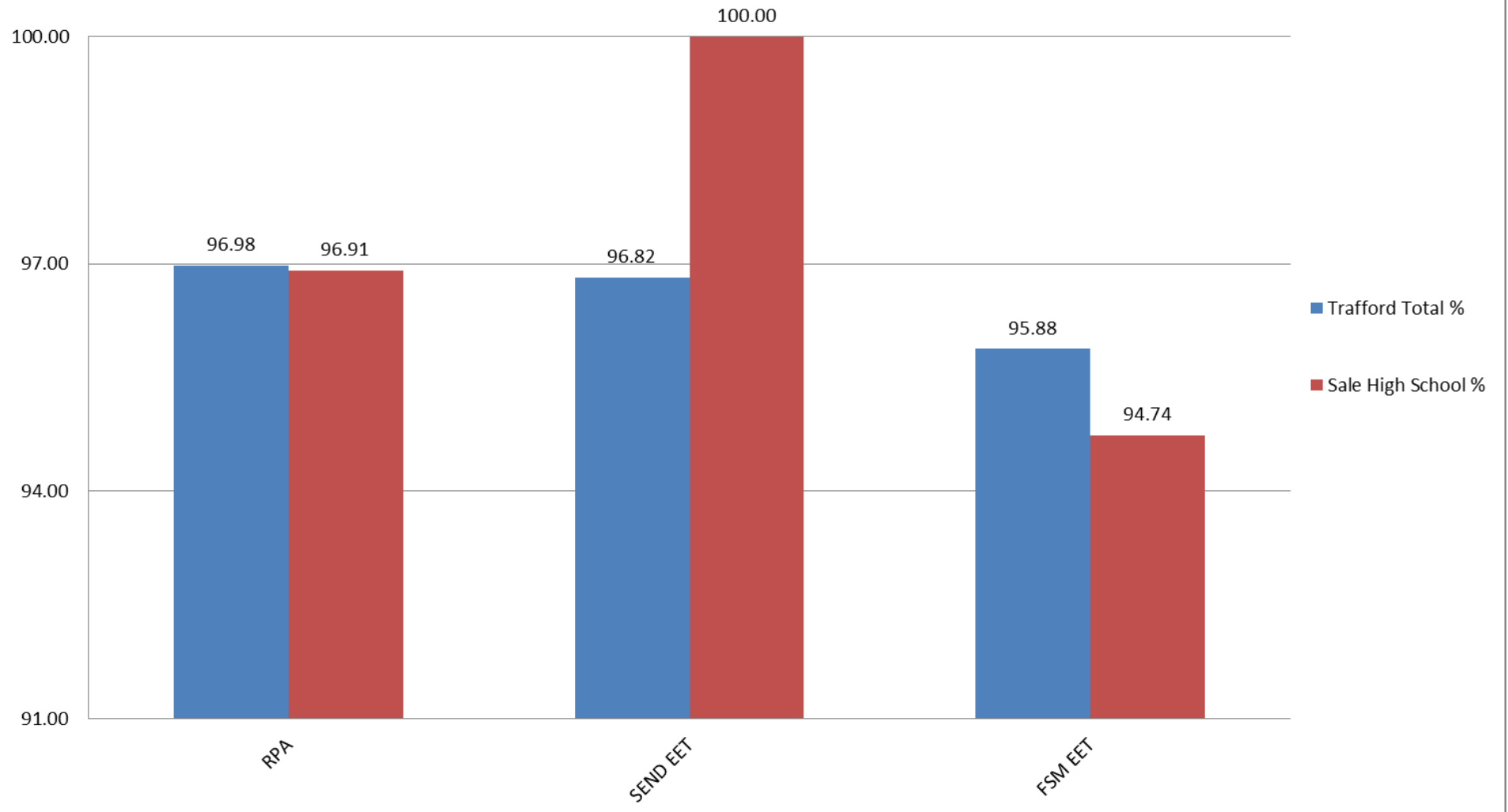
Course Subject	Count
A Level Subjects	33
Health and Social Care	9
Graphics	4
Art & design	3
Animal Management	2
Applied Science	2
Computer Games Design	2
Creative and Media	2
Hairdressing	2
Vocational Preparation Entry Level	2
Art, Design and Media	1
Aviation Studies	1
Beauty Therapy	1
Child Care, Learning & Development	1
Childcare	1
Childcare and Education CACHE	1
Graphic Design	1
Horse Management	1
Hospitality and Catering	1
IT	1
IT at Work	1
Media Makeup	1
Motor Vehicle Maintenance & Repair	1
Music Practice	1
Performing Engineering Operations	1
Photography	1
Public Services	1
Sport and Exercise Sciences	1
Uniformed Services	1

### Sale High 2017 Leavers into FE/6th Form by Course Subject



- A Level Subjects
- Health and Social Care
- Graphics
- Art & design
- Animal Management
- Applied Science
- Computer Games Design
- Creative and Media
- Hairdressing
- Vocational Preparation Entry Level
- Art, Design and Media
- Aviation Studies
- Beauty Therapy
- Child Care, Learning & Development
- Childcare
- Childcare and Education CACHE
- Graphic Design
- Horse Management
- Hospitality and Catering
- IT
- IT at Work
- Media Makeup
- Motor Vehicle Maintenance & Repair
- Music Practice
- Performing Engineering Operations
- Photography
- Public Services
- Sport and Exercise Sciences
- Uniformed Services

### RPA, SEND (EET) & FSM (EET) Rates - Trafford Total vs. Establishment



## Glossary of Terms & Further Information

### Comparison Charts

Continuing in Education Total	Includes those in School 6 <sup>th</sup> Form, FE College, Other post-16 education and those that we know have moved out of the Greater Manchester area to education.
Full Time Training	Includes those in EFA delivered work-based learning and those on Traineeships.
Employment with LRT	Employment with Locally Recognised Training.
Employment No Training	The figure here includes those that have moved out of the Greater Manchester area to take up employment opportunities.
Not Settled	Includes young people who are available to take up employment, education and training opportunities, e.g. unemployed and those who are not, e.g. pregnancy, illness, etc.
Moved Away	Includes those that have moved out of the Greater Manchester area to an unknown activity

### **RPA, SEND (EET) & FSM (EET)**

RPA	This analysis shows the percentage of school leavers who are meeting the DfE's duty to participate in learning, compared to the Trafford average.
SEND (EET)	This analysis shows the percentage of school leavers with Special Educational Needs or Disabilities (SEND) who are in employment, education or training, compared to the Trafford average.
FSM (EET)	This analysis shows the percentage of school leavers who were eligible for free school meals who are in employment, education or training, compared to the Trafford average.