

TRAFFORD

2019 Year 11
Activity Survey

Sale High School

Sale High School

Destination Summary	Page 1
Chart Comparison of Trafford Total vs Institution	Page 2
Chart Comparison of Trafford High Schools vs Institution	Page 3
Destination Trends for 2010 – 2019 School Leavers	Page 4
Breakdown of leavers to FE/6 th Form/Apprenticeship by Establishment	Page 5
Breakdown of leavers to FE/6 th Form by Course Level	Page 6
Breakdown of leavers to FE/6 th Form by Course Subject	Page 7
RPA, SEND (EET) & FSM (EET) Rates - Trafford Total vs Institution	Page 8
Glossary of Terms / Further Information	Page 9

Destination Summary

	Item	SEND	Gender		Total
			Male	Female	
MEETING THE DUTY TO PARTICIPATE	Full time education	1	45	64	109
	School sixth-form	0	5	5	10
	Sixth-form college	0	0	0	0
	Further education	1	39	58	97
	Higher education	0	0	0	0
	Gap year students	0	0	0	0
	Other post-16 education	0	1	1	2
	Special Post-16 Institution	0	0	0	0
	Custodial institution (juvenile offender)	0	0	0	0
	Full Time Training	0	1	0	1
	ESFA funded work-based learning	0	1	0	1
	Other training (for example, non-ESFA funded private training organisations)	0	0	0	0
	Training delivered through the Work Programme	0	0	0	0
	Traineeship	0	0	0	0
	Supported Internship	0	0	0	0
	Apprenticeship	0	4	3	7
	Apprenticeship	0	4	3	7
	Employment combined with training	0	0	1	1
	Full time employment with study (regulated qualification)	0	0	1	1
	Self-employment with study (regulated qualification)	0	0	0	0
Working not for reward with study (regulated qualification)	0	0	0	0	
WORKING TOWARDS	Working towards participation	1	0	1	1
	Re-engagement activities	1	0	1	1
	Start date agreed (RPA compliant)	0	0	0	0
TEMPORARY BREAK FROM LEARNING	Temporary break from learning	0	0	0	0
	Supporting family - teenage parents	0	0	0	0
	Illness	0	0	0	0
	Pregnancy	0	0	0	0
NOT PARTICIPATING	Employment without training (Total)	0	0	0	0
	Employment without training	0	0	0	0
	Employment with training (other)	0	0	0	0
	Temporary employment	0	0	0	0
	Self-employment	0	0	0	0
	Not settled (active in the labour market)	0	0	0	0
	Part time education	0	0	0	0
	Part time employment	0	0	0	0
	Start date agreed (other)	0	0	0	0
	Working not for reward	0	0	0	0
	Not ready for work or learning	0	0	0	0
	Seeking employment, education or training	0	0	0	0
	Not settled (not active in the labour market)	0	0	0	0
	Not available - young carer	0	0	0	0
	Not available on religious grounds	0	0	0	0
	Unlikely ever to be economically active	0	0	0	0
	Not available - other reason	0	0	0	0
	Current activity not established	0	0	0	0
	Current Situation Not Known	0	0	0	0
	Cannot be contacted - no current address	0	0	0	0
Refused to disclose activity	0	0	0	0	
Other	Custody (young adult offender)	0	0	0	0
	Asylum seekers without citizenship	0	0	0	0
	Survey-TOTAL	2	50	69	119

Comparison of Trafford Total vs Sale High School

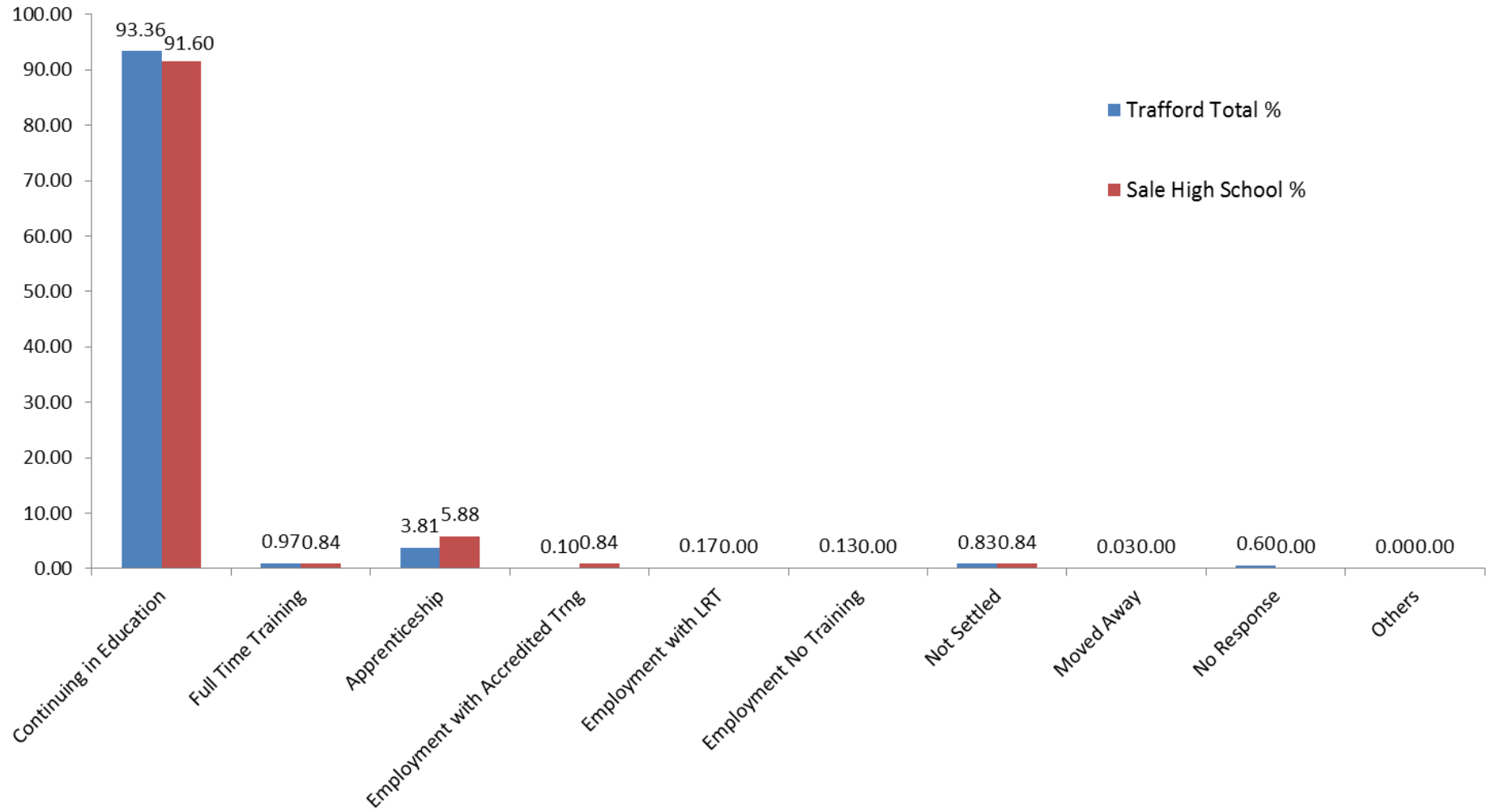
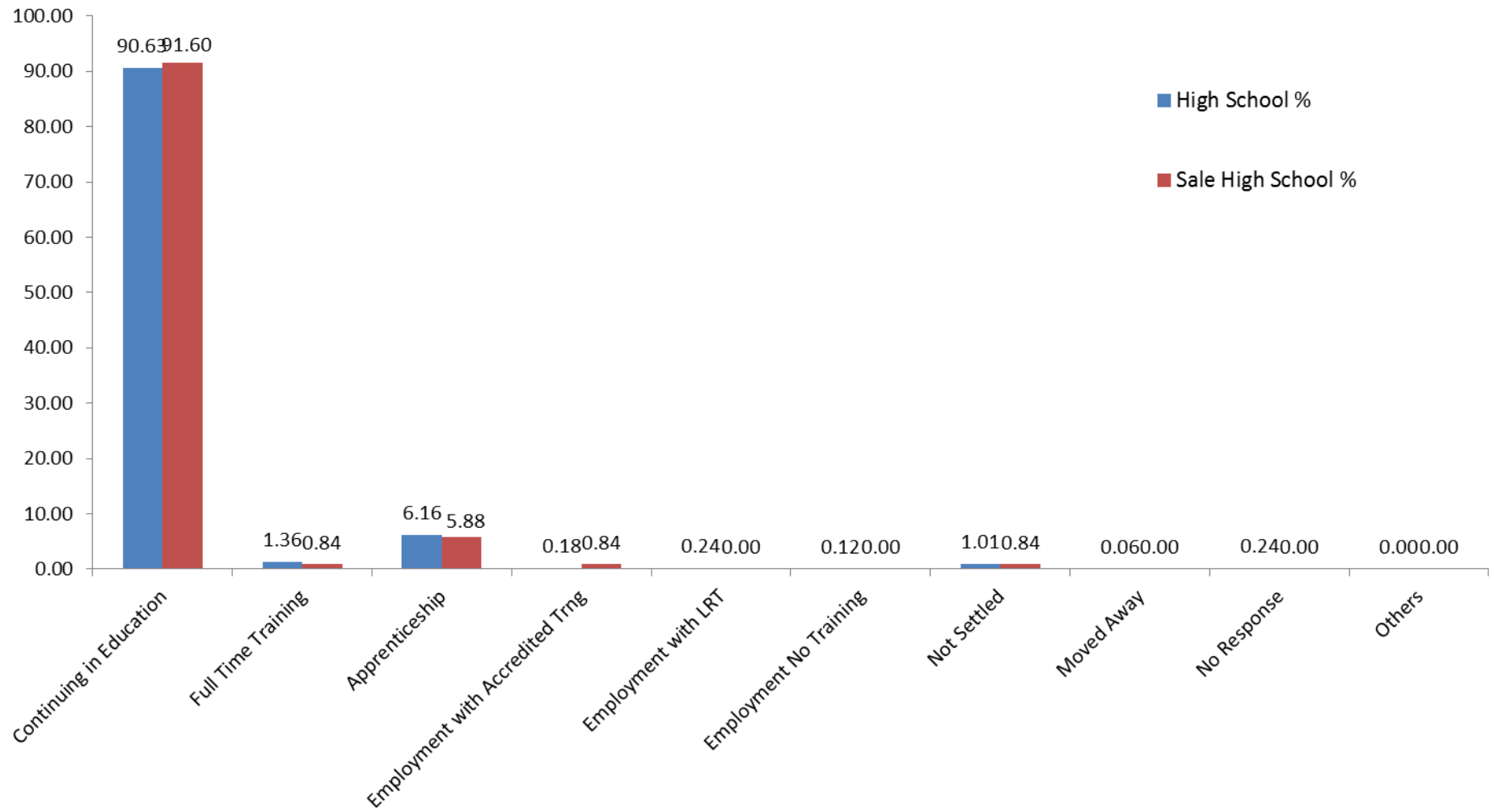
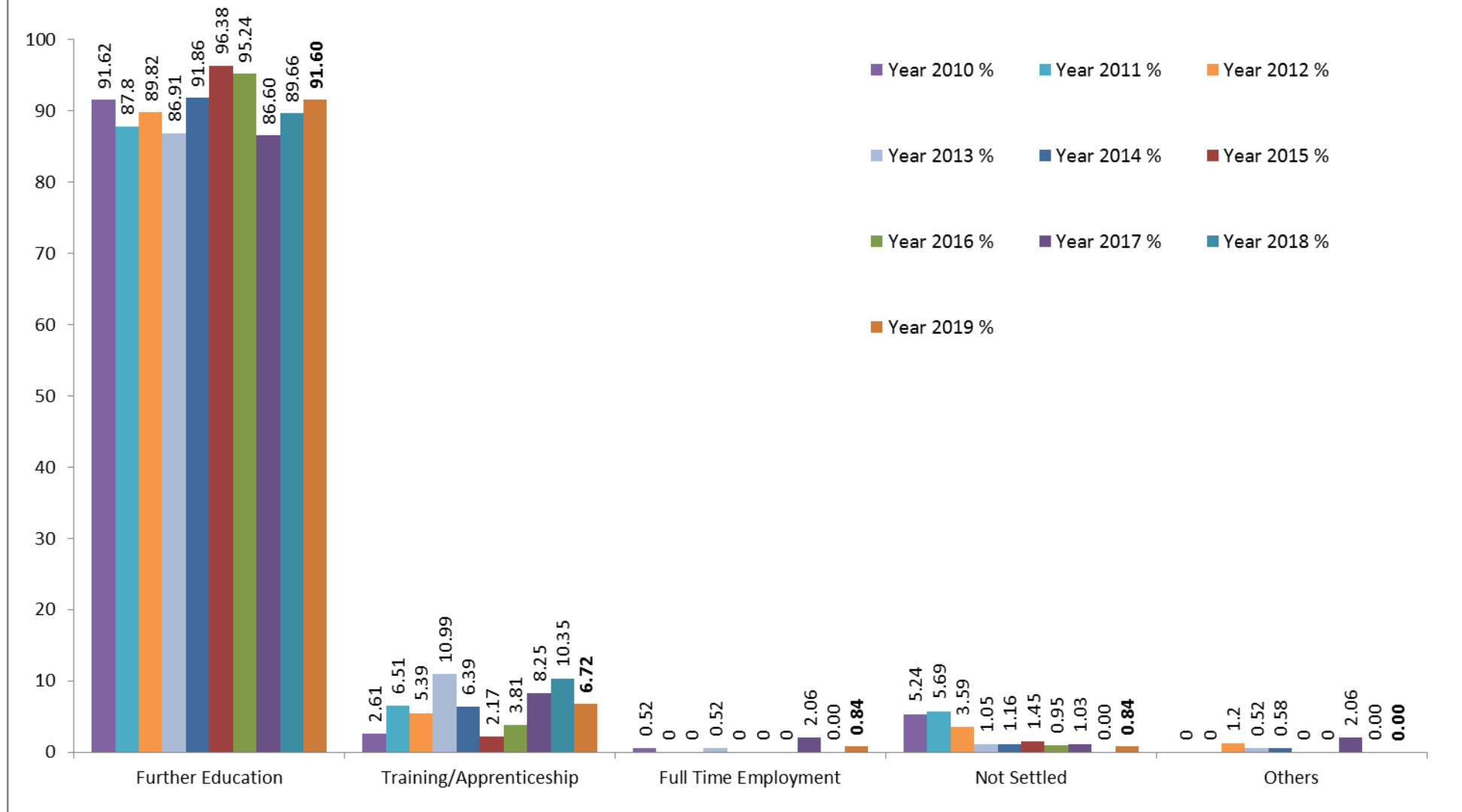


Chart Comparison of Trafford High Schools Average vs Sale High School


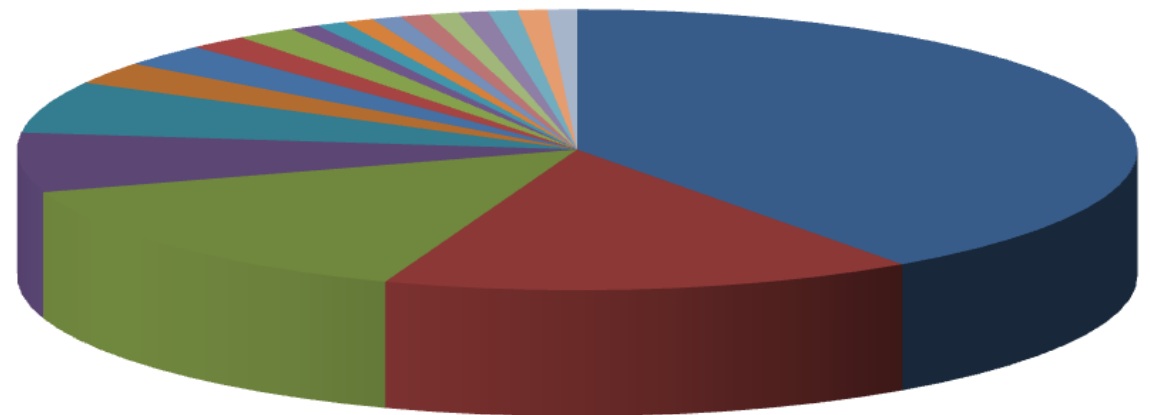


Destination Trends for 2010 - 2019 Leavers



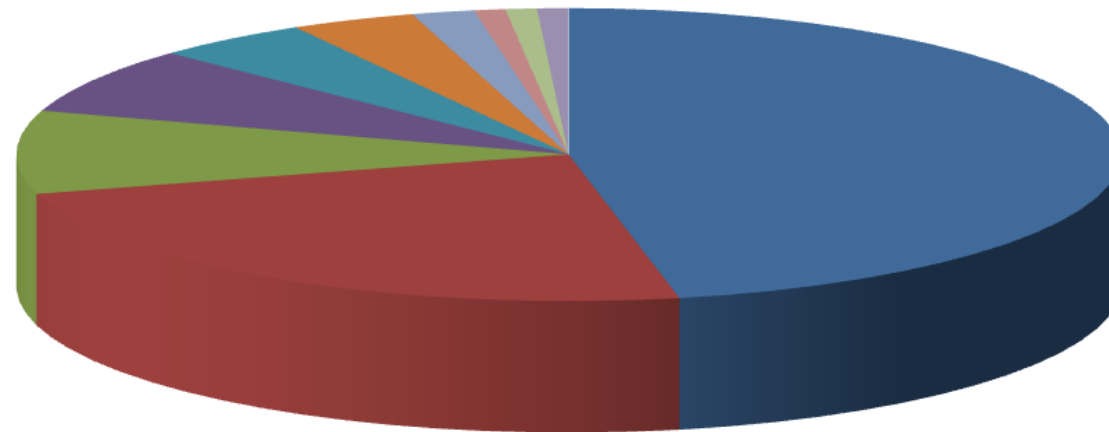
Establishment	Count
Trafford College	47
Loreto College	18
Xaverian College	17
Apprenticeship/Work Based Learning Provider	8
The Manchester College - Northenden Campus	7
Out Of GM Area Establishment	3
Sale Grammar School	3
Altrincham Grammar School for Girls	2
Salford City College - Pendleton Campus	2
Access Creative College	1
Aquinas College	1
Ashton-on-Mersey School	1
Blessed Thomas Holford Catholic College	1
Educated At Home	1
Loreto Grammar School	1
Sale High School	1
The Manchester College - Nicholls Campus	1
The Manchester College - Shena Simon	1
Urmston Grammar School	1

Sale High 2019 Leavers into FE/6th Form/Apprenticeship by Establishment



Course Level	Count
A Levels	51
BTEC National Diploma	26
BTEC First Dip	10
NVQ Level 2	8
NVQ Level 1	5
GCSE	4
CACHE Diploma	2
CACHE Certificate	1
Entry Level 2	1
Other	1

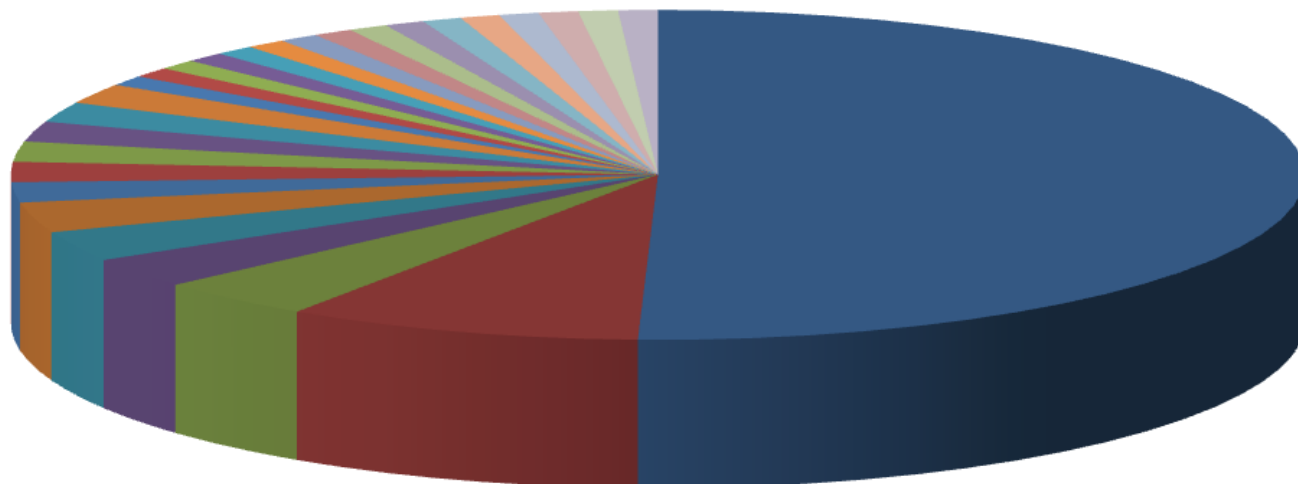
Sale High 2019 Leavers into FE/6th Form by Course Level



- A Levels
- BTEC National Diploma
- BTEC First Dip
- NVQ Level 2
- NVQ Level 1
- GCSE
- CACHE Diploma
- CACHE Certificate
- Entry Level 2
- Other

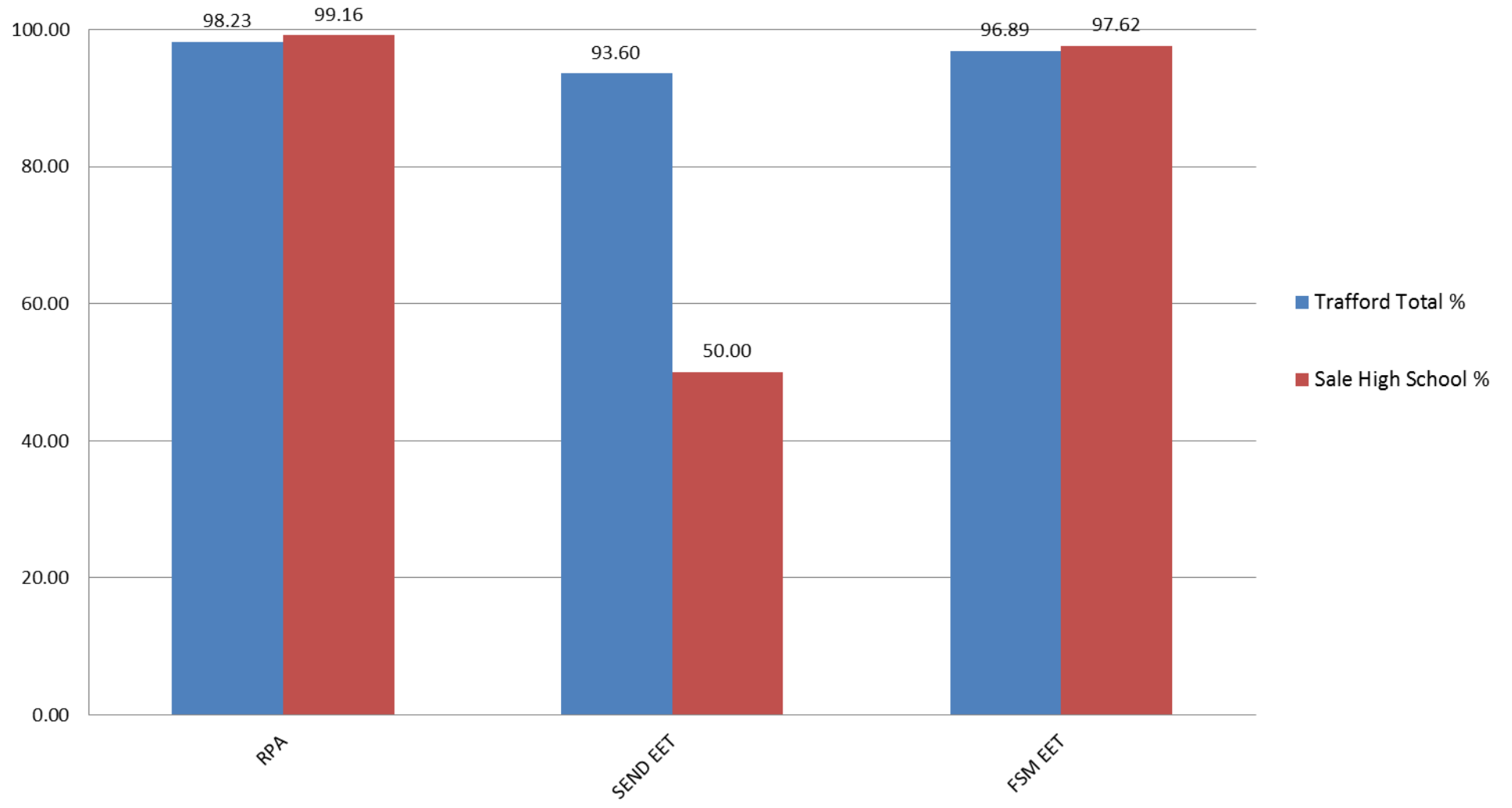
Course Subject	Count
A Level Subjects	51
Health and Social Care	9
Vocational Preparation Entry Level	4
Business BTEC	3
Childcare and Education CACHE	3
Creative and Media	3
Computer Games Design	2
Engineering and Technology	2
Music Practice	2
Plumbing	2
Public Services	2
Sport	2
Activity Leadership	1
Applied Science	1
Art & design	1
Aviation Studies	1
Building Services	1
Business, Retail and Administration	1
English language	1
Film studies	1
Food and Drink Service Studies	1
Hairdressing	1
Hairdressing/Beauty Therapy	1
Law	1
Media Makeup	1
Photography	1
Sport and Leisure	1
Uniformed Services	1

Sale High 2019 Leavers into FE/6th Form by Course Subject



- A Level Subjects
- Health and Social Care
- Vocational Preparation Entry Level
- Business BTEC
- Childcare and Education CACHE
- Creative and Media
- Computer Games Design
- Engineering and Technology
- Music Practice
- Plumbing
- Public Services
- Sport
- Activity Leadership
- Applied Science
- Art & design
- Aviation Studies
- Building Services
- Business, Retail and Administration
- English language
- Film studies
- Food and Drink Service Studies
- Hairdressing
- Hairdressing/Beauty Therapy
- Law
- Media Makeup
- Photography
- Sport and Leisure
- Uniformed Services

RPA, SEND (EET) & FSM (EET) Rates - Trafford Total vs. Establishment



Glossary of Terms & Further Information

Comparison Charts

Continuing in Education Total	Includes those in School 6 th Form, FE College, Other post-16 education and those that we know have moved out of the Greater Manchester area to education.
Full Time Training	Includes those in EFA delivered work-based learning and those on Traineeships.
Employment with LRT	Employment with Locally Recognised Training.
Employment No Training	The figure here includes those that have moved out of the Greater Manchester area to take up employment opportunities.
Not Settled	Includes young people who are available to take up employment, education and training opportunities, e.g. unemployed and those who are not, e.g. pregnancy, illness, etc.
Moved Away	Includes those that have moved out of the Greater Manchester area to an unknown activity

RPA, SEND (EET) & FSM (EET)

RPA	This analysis shows the percentage of school leavers who are meeting the DfE's duty to participate in learning, compared to the Trafford average.
SEND (EET)	This analysis shows the percentage of school leavers with Special Educational Needs or Disabilities (SEND) who are in employment, education or training, compared to the Trafford average.
FSM (EET)	This analysis shows the percentage of school leavers who were eligible for free school meals who are in employment, education or training, compared to the Trafford average.